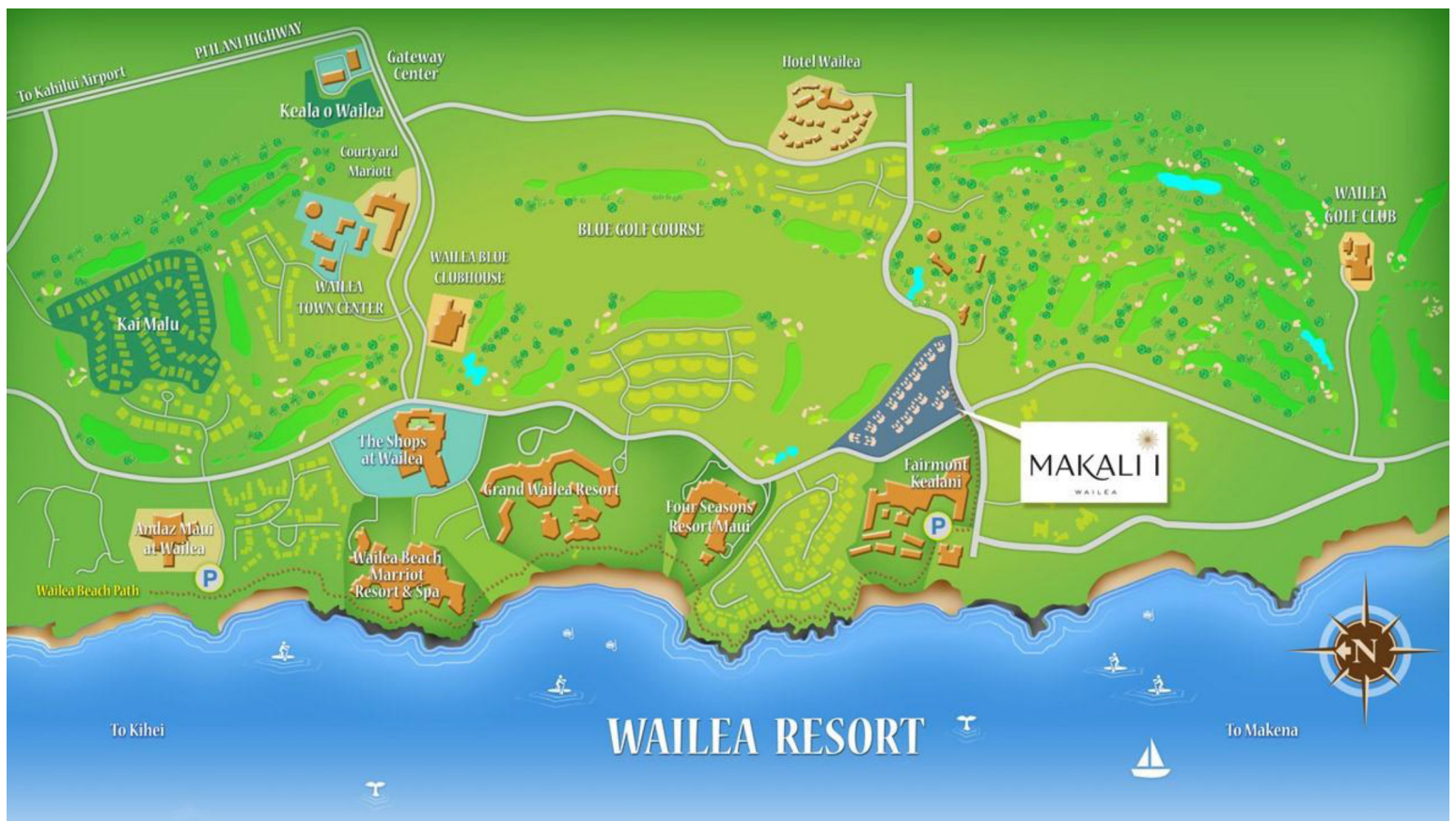




Floor Plans	4
Standard Finishes	21
Upgrade Finishes	26
Standard Hardware	44
Upgrade Plumbing	47
Standard Appliances	53
Upgrade Appliances	56
Standard Lighting and Electrical	63
Upgrade Lighting and Electrical	65
Standard Door, Window and Cabinets	79
Upgrade Door, Window and Cabinets	85
Additional Upgrade Options	142
Accessories and Window Treatments	
Worksheet and Notes	146

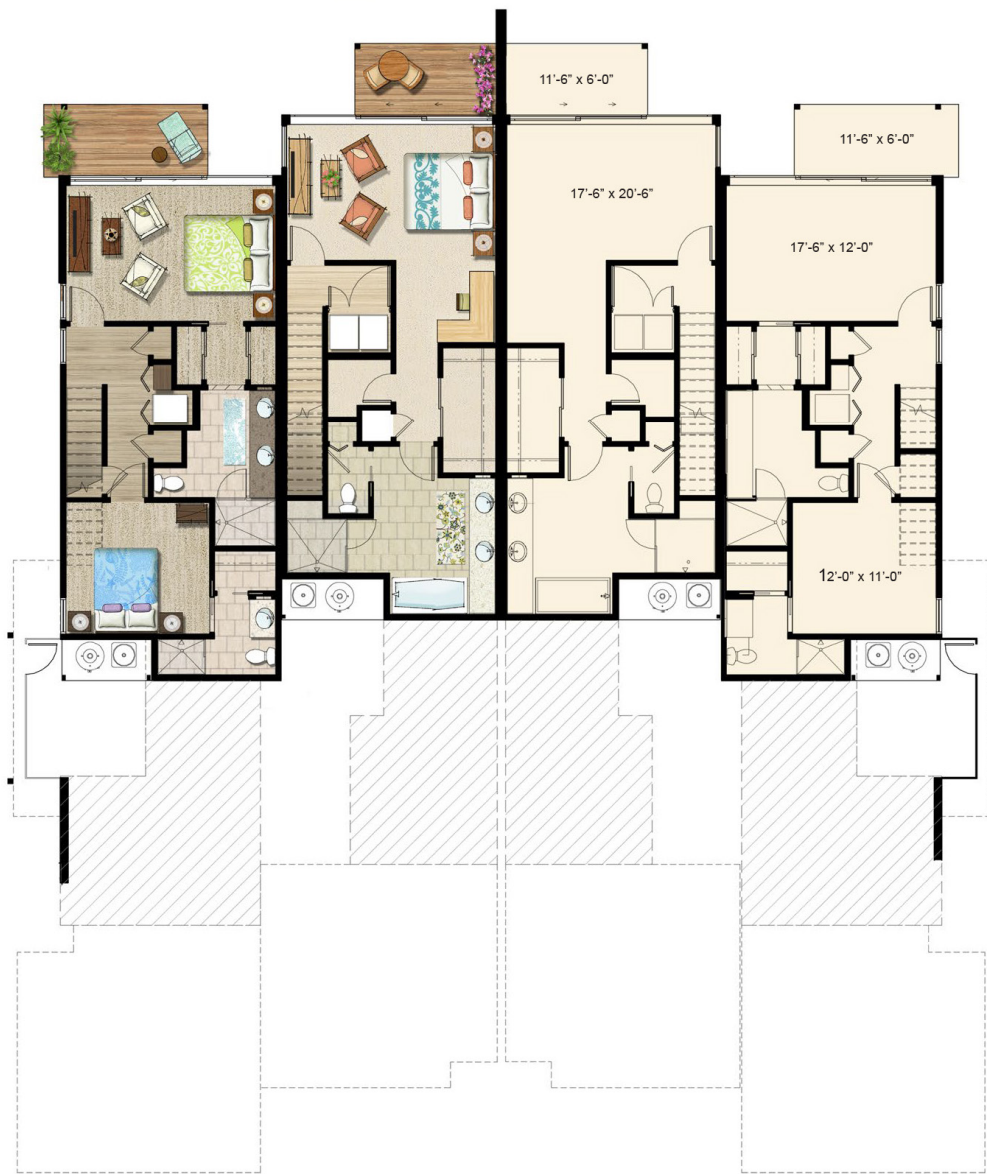


Renderings and/or photos shown are conceptual and for reference only.
 *All prices and materials are subject to change without notice. • March 2019





ARTIST RENDERING/ CONCEPTUAL DESIGN



ARTIST RENDERING/ CONCEPTUAL DESIGN

RESIDENCE

A

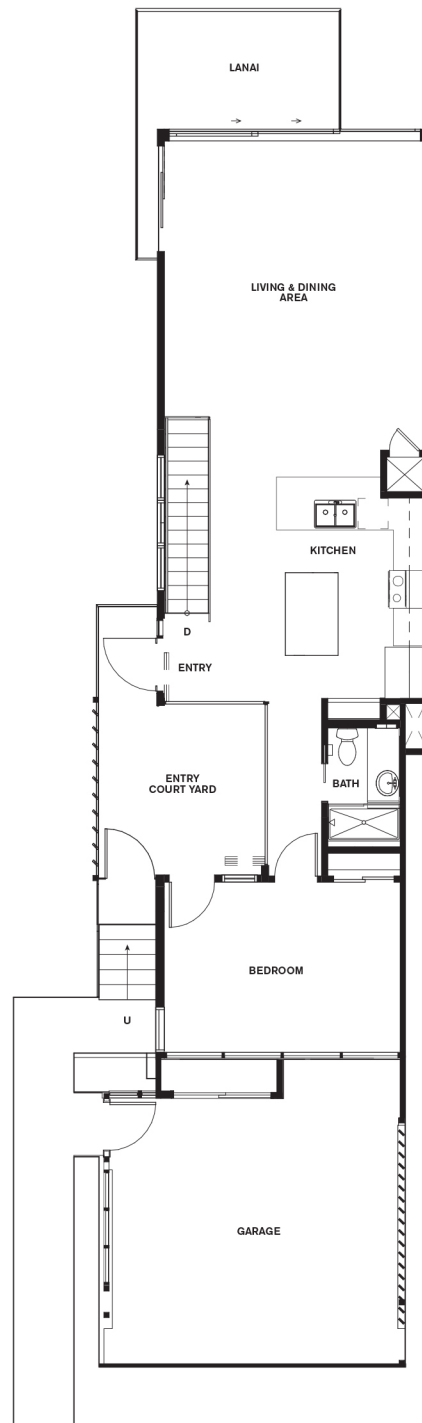
3Bed/3Bath

Living Space	1,574 sq ft
Lanai / Courtyard	397 sq ft
Garage / Walkway	523 sq ft
Total	2,494 sq ft

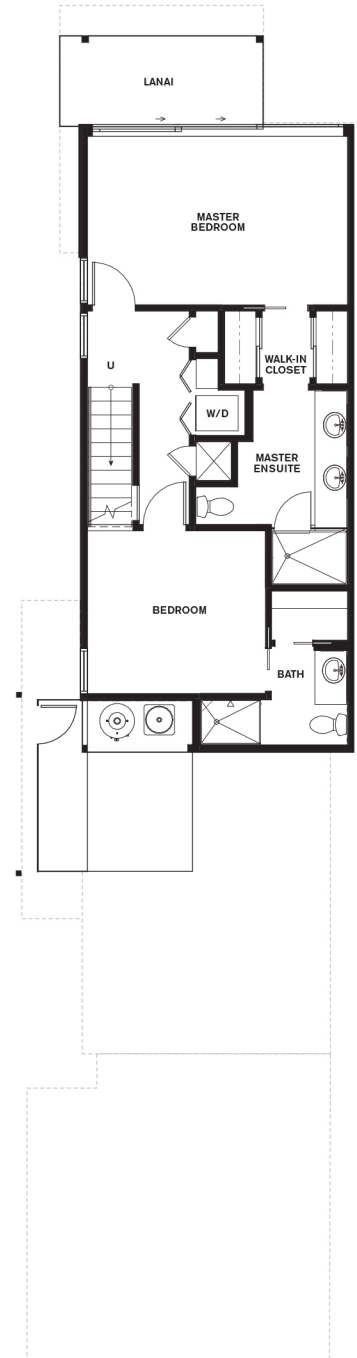
APPROXIMATE NET SQUARE FOOTAGE



Entry Level



Lower Level



RESIDENCE

AL

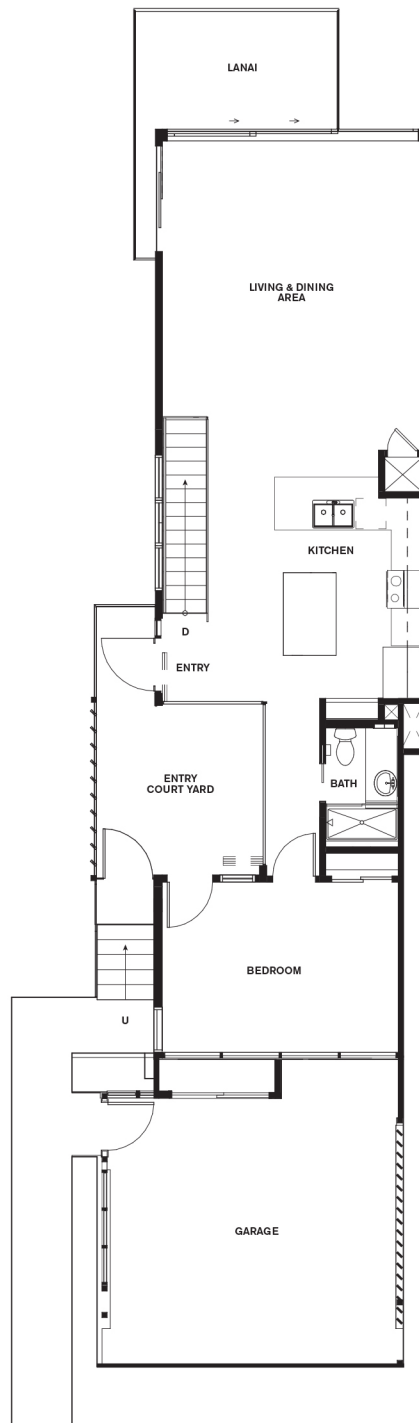
2Bed/2Bath

Living Space	1,574 sq ft
Lanai / Courtyard	397 sq ft
Garage / Walkway	523 sq ft
Total	2,494 sq ft

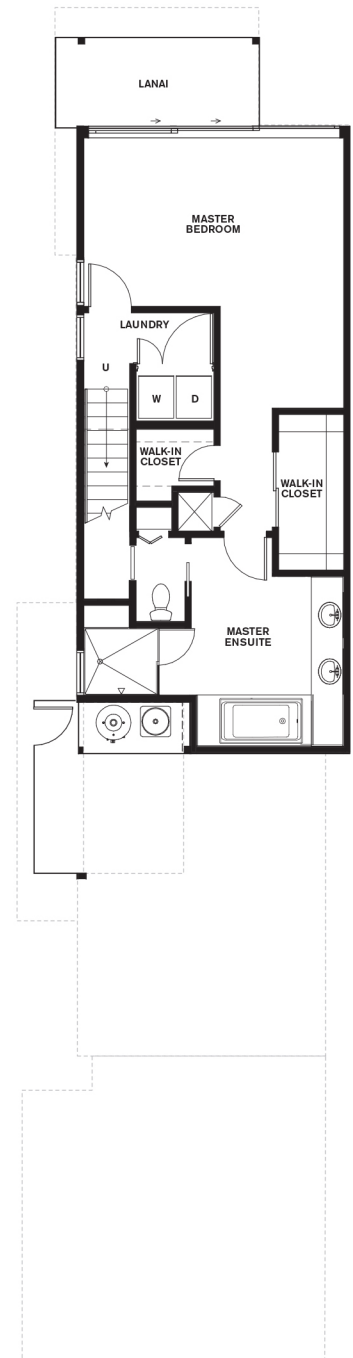
APPROXIMATE NET SQUARE FOOTAGE



Entry Level



Lower Level





ARTIST RENDERING/ CONCEPTUAL DESIGN



ARTIST RENDERING/ CONCEPTUAL DESIGN

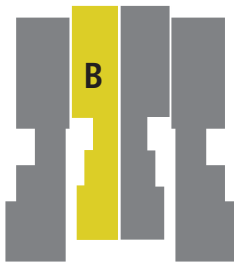
RESIDENCE

B

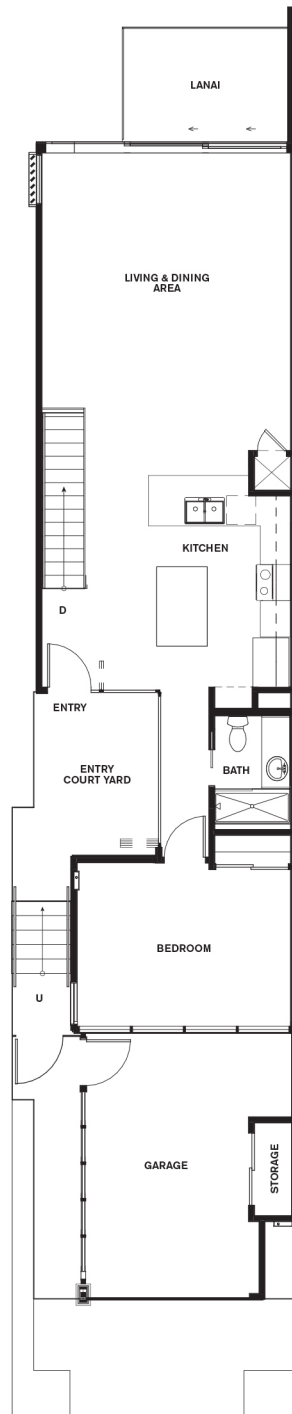
2Bed/2Bath

Living Space	1,562 sq ft
Lanai / Courtyard	341 sq ft
Garage / Walkway	304 sq ft
Total	2,207 sq ft

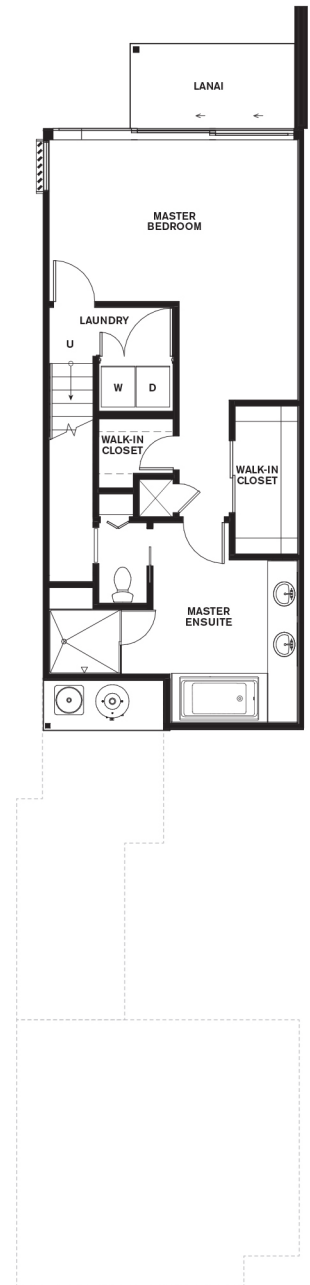
APPROXIMATE NET SQUARE FOOTAGE



Entry Level



Lower Level



RESIDENCE

BG

3Bed / 3Bath
Guest Suite

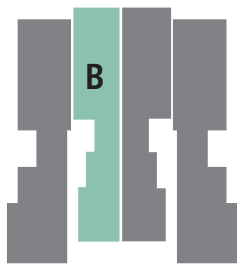
Living Space 1,802 sq ft

Lanai / Courtyard 429 sq ft

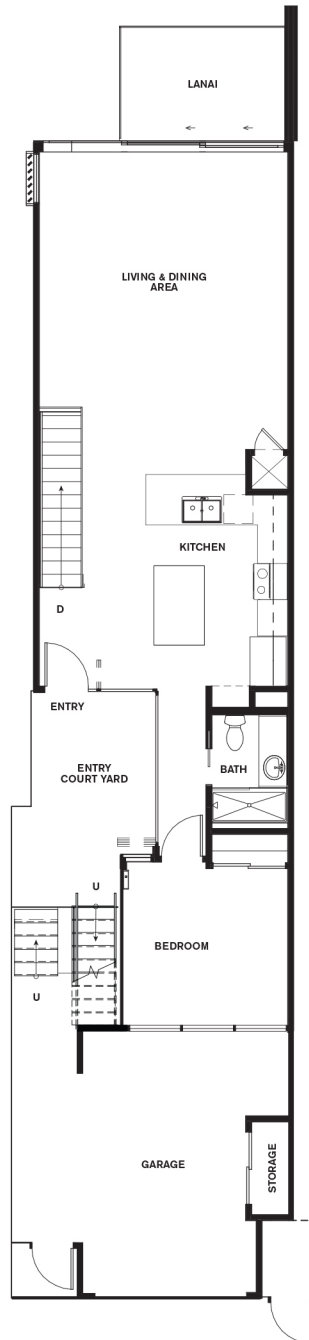
Garage / Walkway 304 sq ft

Total 2,535 sq ft

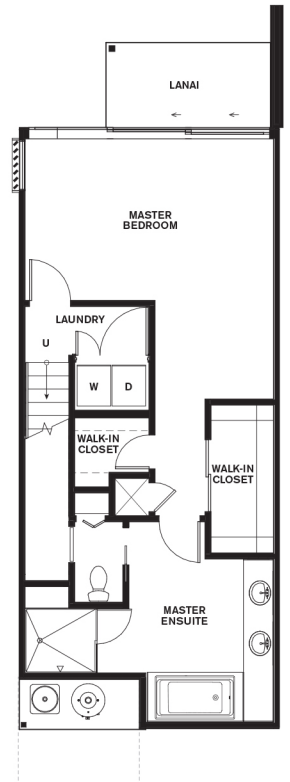
APPROXIMATE NET SQUARE FOOTAGE



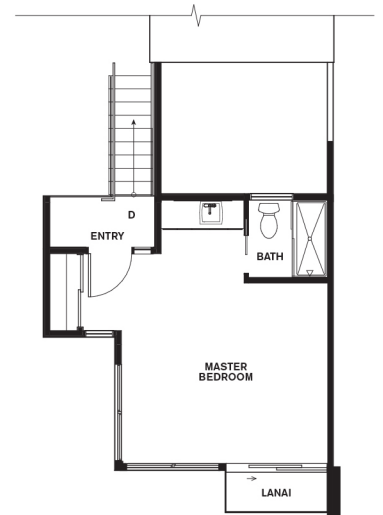
Entry Level



Lower Level



Upper Level





ARTIST RENDERING/ CONCEPTUAL DESIGN

Renderings and/or photos shown are conceptual and for reference only.
 *All prices and materials are subject to change without notice. • March 2019



ARTIST RENDERING/ CONCEPTUAL DESIGN

Renderings and/or photos shown are conceptual and for reference only.
*All prices and materials are subject to change without notice. • March 2019

RESIDENCE

C

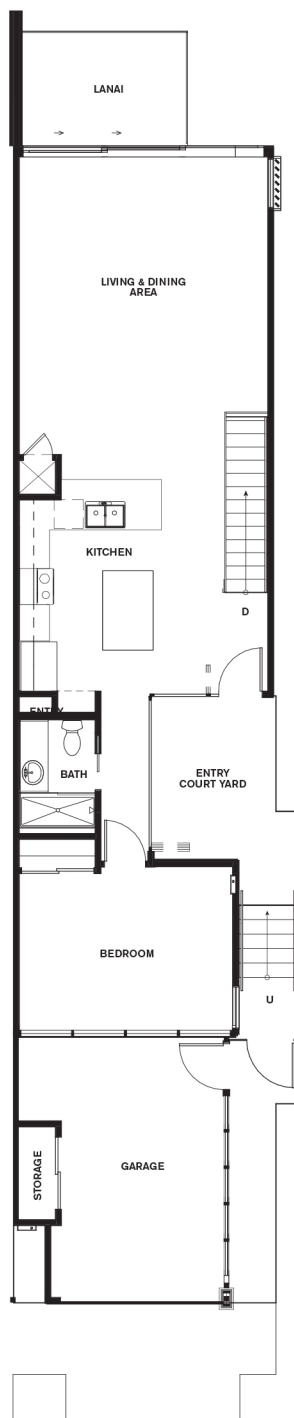
2Bed/2Bath

Living Space	1,562 sq ft
Lanai / Courtyard	341 sq ft
Garage / Walkway	304 sq ft
Total	2,207 sq ft

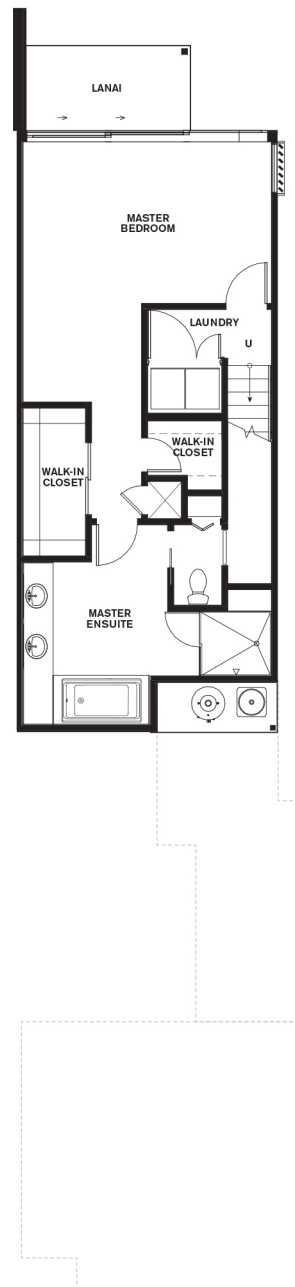
APPROXIMATE NET SQUARE FOOTAGE



Entry Level



Lower Level



RESIDENCE

CG

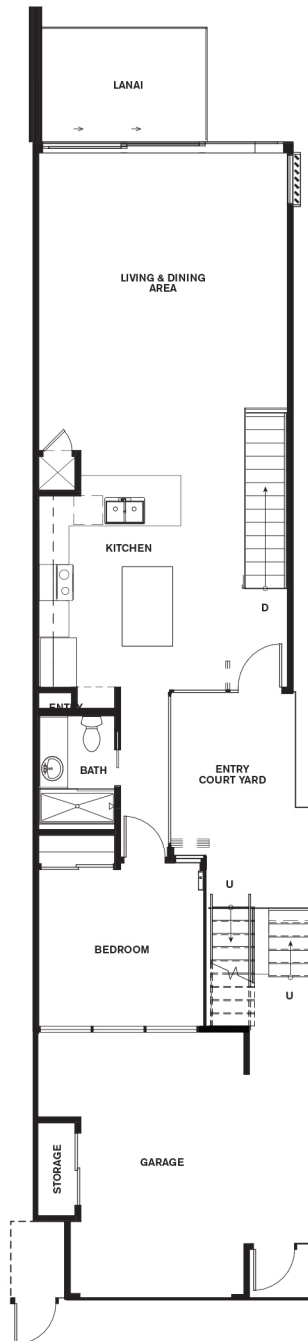
3Bed / 3Bath
Guest Suite

Living Space	1,802 sq ft
Lanai / Courtyard	429 sq ft
Garage / Walkway	304 sq ft
Total	2,535 sq ft

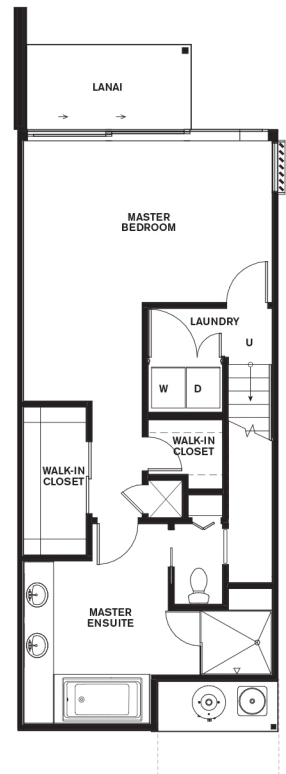
APPROXIMATE NET SQUARE FOOTAGE



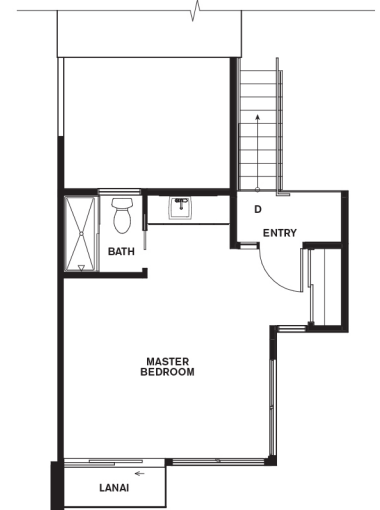
Entry Level



Lower Level



Upper Level





ARTIST RENDERING/ CONCEPTUAL DESIGN

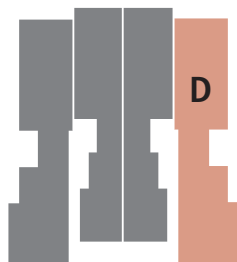
RESIDENCE

D

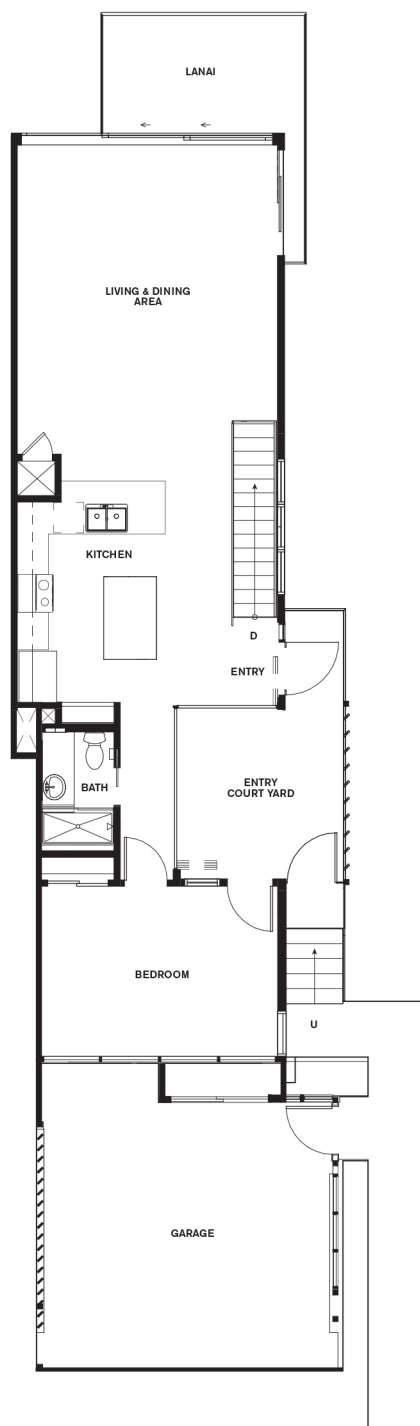
3Bed/3Bath

Living Space	1,574 sq ft
Lanai / Courtyard	397 sq ft
Garage / Walkway	523 sq ft
Total	2,494 sq ft

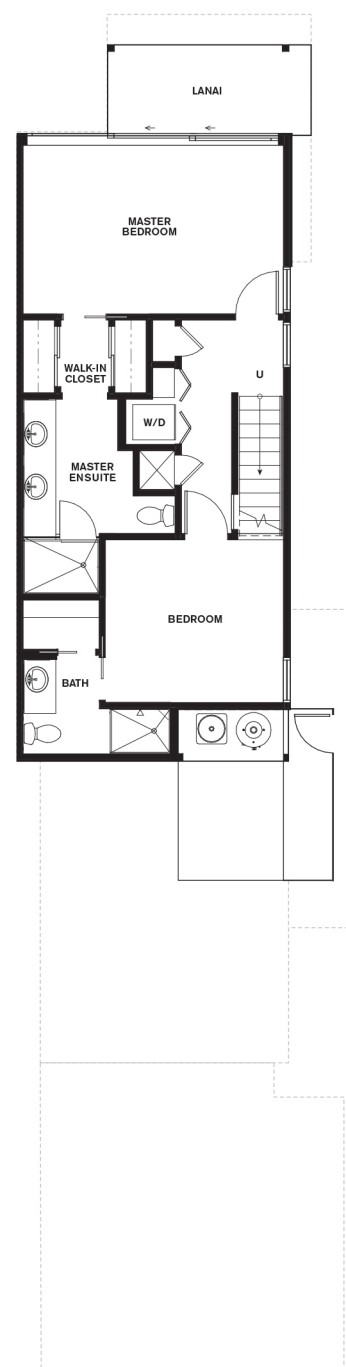
APPROXIMATE NET SQUARE FOOTAGE



Entry Level



Lower Level



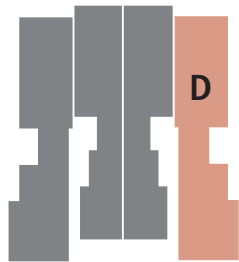
RESIDENCE

DL

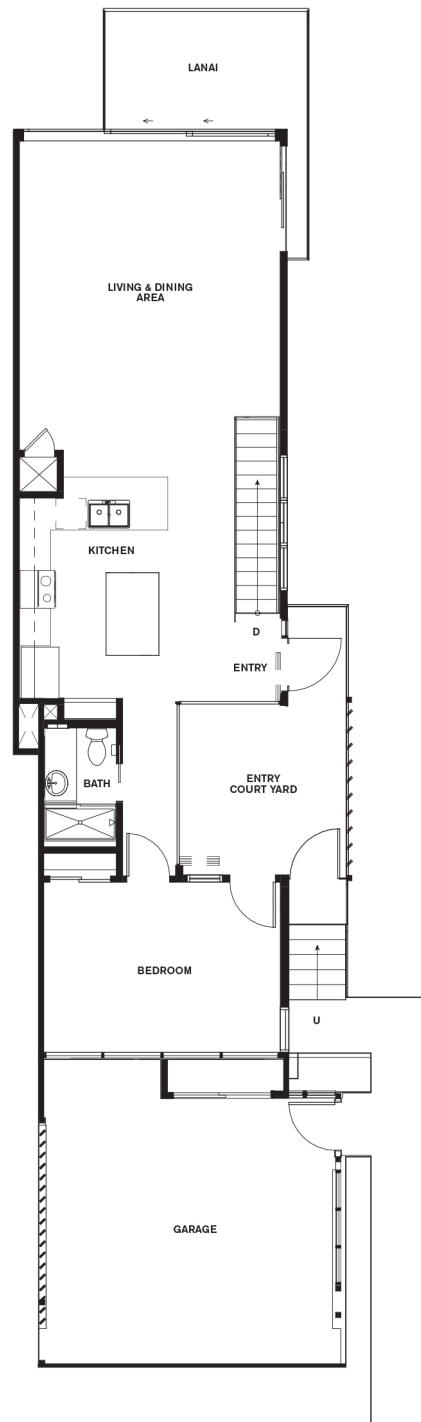
2Bed / 2Bath

Living Space	1,574 sq ft
Lanai / Courtyard	397 sq ft
Garage / Walkway	523 sq ft
Total	2,494 sq ft

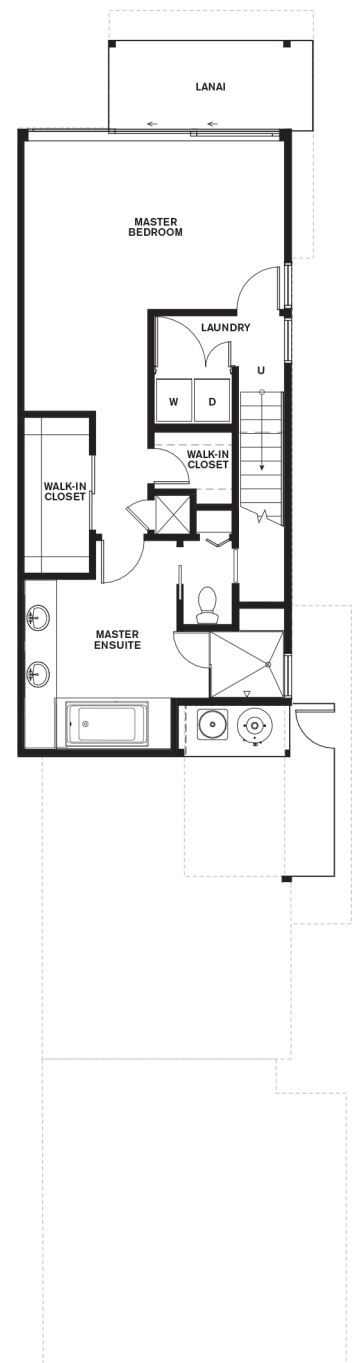
APPROXIMATE NET SQUARE FOOTAGE



Entry Level



Lower Level





ARTIST RENDERING/ CONCEPTUAL DESIGN




ARTIST RENDERING/ CONCEPTUAL DESIGN




FULL HEIGHT CERAMIC TILE
BACKSPLASH, 1" X 6" STACKED,
POLISHED




CARPET DELANO 6539 COLOR:
NEUTRA #25140



BATH/SHOWER WALL TILES
FLOORING CERAMIC TILE
AMERICAN OLEAN
LINE: ETTIQUETTE
COLOR: WHITE ET01
FINISH: UNPOLISHED
SIZE: 12" X 24" X 3/8" THICK
GROUT: MAPEI - ALABASTER 01



FLOORING CERAMIC TILE
AMERICAN OLEAN
LINE: ETTIQUETTE
COLOR: WHITE ET01
FINISH: UNPOLISHED
SIZE: 12" X 24" X 3/8" THICK
GROUT: MAPEI - ALABASTER 01



BATH SHOWER FLOORING
AMERICAN OLEAN
LINE: ETTIQUETTE
COLOR: WHITE ET01
FINISH: TEXTURED
SIZE: 12" X 24" X 3/8" THICK
GROUT: MAPEI - ALABASTER 01




EXTERIOR LANAI TILE AMERICAN OLEAN
COLOR: TAUPE ET03
DIM: 12" X 24" X 3/8"
FINISH: TEXTURED
GROUT: MAPEI - DRIFTWOOD 105

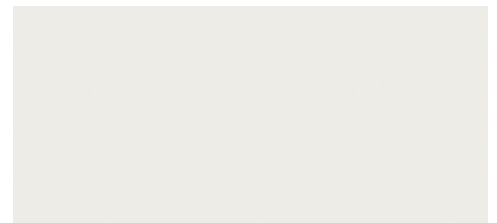


KITCHEN CUSTOM ILIMA SCHEME
WOOD OAK FLOORING IN 6" WIDE
PLANK VARIED LENGTH.


ILIMA COLOR SCHEME:
PLEASE CHOOSE THE FOLLOWING:
STANDARD CABINET
STANDARD COUNTER TOP




WALL PAINT SHERWIN WILLIAMS
COLOR: PANDA WHITE
#SW 6417



CEILING PAINT SHERWIN
WILLIAMS COLOR: PURE WHITE
#SW 7005



ENTRY COURTYARD FLOORING
IPE WITH PENETRATING OIL IN
VARIED LENGTHS




EXTERIOR ENTRY/ STAIRS CLOSED
RISER TREAD ALMOND #506
EXPOSED AGGREGATE

FINISHES - ULU PACKAGE

STANDARD



FULL HEIGHT CERAMIC TILE
BACKSPLASH, 1" X 6" STACKED,
POLISHED



CARPET COLUMBIA CREST
5498 COLOR: HAMPSHIRE ROCKS
#35309


ULU COLOR SCHEME:
PLEASE CHOOSE THE FOLLOWING:
STANDARD CABINET
STANDARD COUNTER TOP



BATH/SHOWER WALL TILES
FLOORING CERAMIC TILE
AMERICAN OLEAN
LINE: ETTIQUETTE
COLOR: BEIGE ET02
FINISH: UNPOLISHED
SIZE: 12" X 24" X 3/8" THICK
GROUT: MAPEI - IVORY #39




FLOORING CERAMIC TILE
AMERICAN OLEAN
LINE: ETTIQUETTE
COLOR: BEIGE ET02
FINISH: UNPOLISHED
SIZE: 12" X 24" X 3/8" THICK
GROUT: MAPEI - IVORY #39



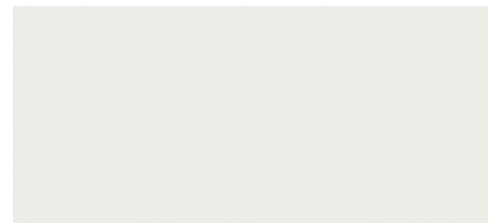
WALL PAINT SHERWIN WILLIAMS
COLOR: PANDA WHITE #SW 6417



BATH SHOWER FLOORING
AMERICAN OLEAN
LINE: ETTIQUETTE
COLOR: BEIGE ET02
FINISH: TEXTURED
SIZE: 12" X 24" X 3/8" THICK
GROUT: MAPEI - IVORY #39




EXTERIOR LANAI TILE AMERICAN OLEAN
COLOR: TAUPE ET03
DIM: 12" X 24" X 3/8"
FINISH: TEXTURED
GROUT: MAPEI - DRIFTWOOD 105




CEILING PAINT SHERWIN
WILLIAMS COLOR: PURE WHITE
#SW 7005



KITCHEN CUSTOM ULU SCHEME
WOOD OAK FLOORING IN 6" WIDE
PLANK VARIED LENGTH.



ENTRY COURTYARD FLOORING IPE WITH
PENETRATING OIL IN VERIED LENGTHS



EXTERIOR ENTRY/ STAIRS CLOSED
RISER TREAD ALMOND #506 EXPOSED
AGGREGATE



CEASARTONE IN EGGSHELL
#3141 (POLISHED FINISH)




CEASARTONE IN STATUARIO
NUVO #5111 (POLISHED FINISH)

PLEASE CHOOSE ONE
COUNTER TOP OPTION:

- CEASARTONE IN EGGSHELL #3141 (POLISHED FINISH)
- CEASARTONE IN STATUARIO NUVO #5111 (POLISHED FINISH)



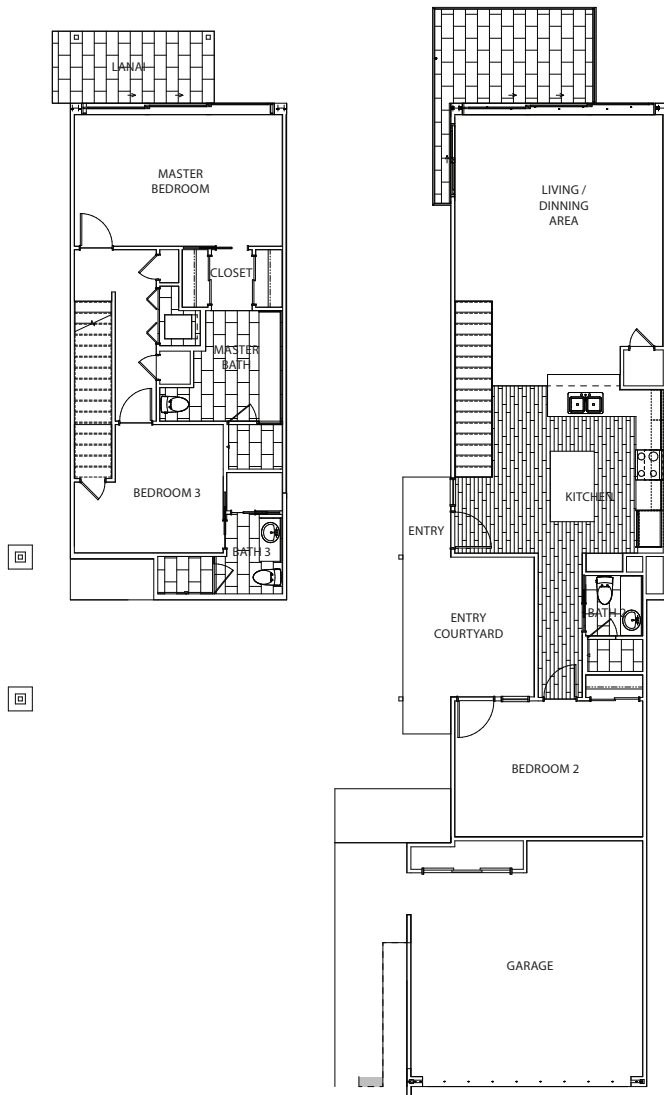
CUSTOM FLAT PANEL DOORS
CERUSED OAK QUARTER
SAWN, VERTICAL GRAIN



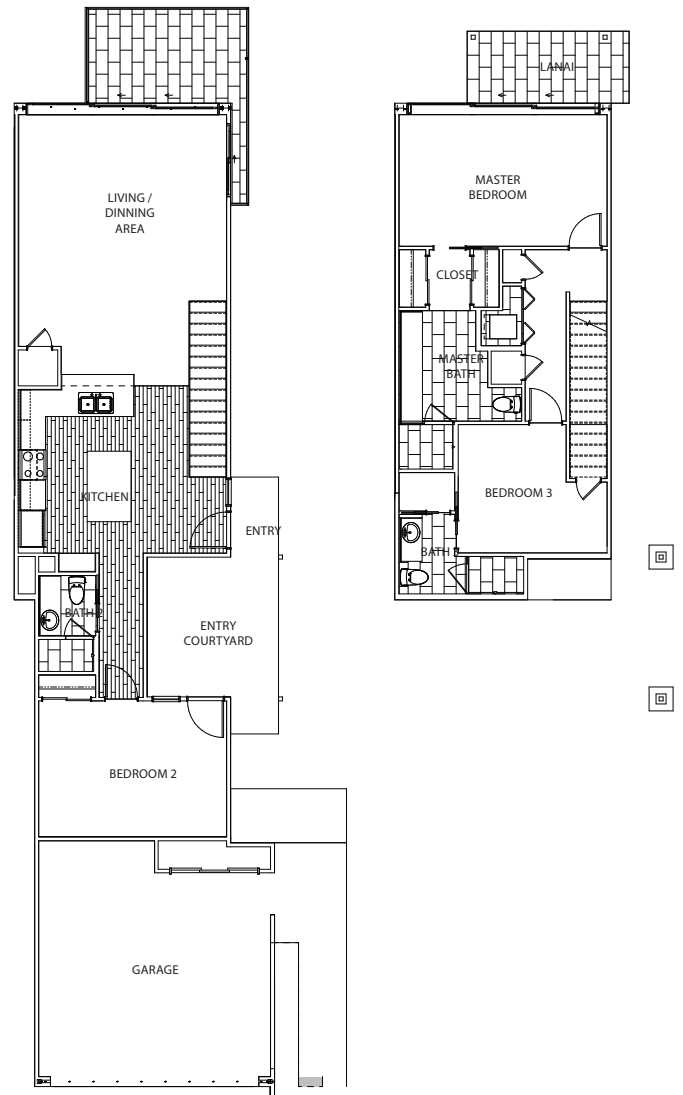
CUSTOM FLAT PANEL DOORS
TEAK QUARTER SAWN,
VERTICAL GRAIN

PLEASE CHOOSE ONE
COUNTER TOP OPTION:

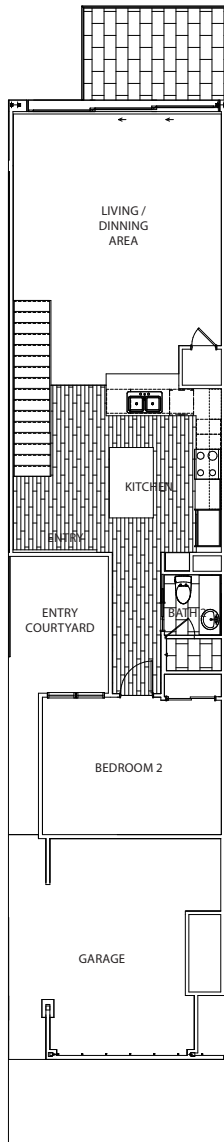
- CUSTOM FLAT PANEL DOORS
CERUSED OAK QUARTER SAWN,
VERTICAL GRAIN
- CUSTOM FLAT PANEL DOORS TEAK
QUARTERS SAWN,
VERTICAL GRAIN



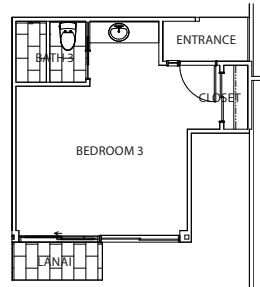
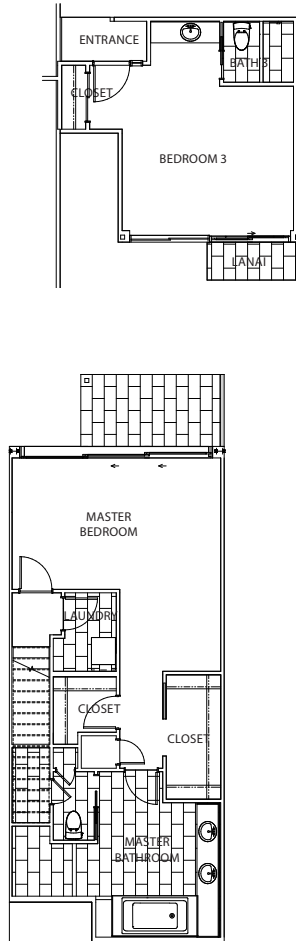
A



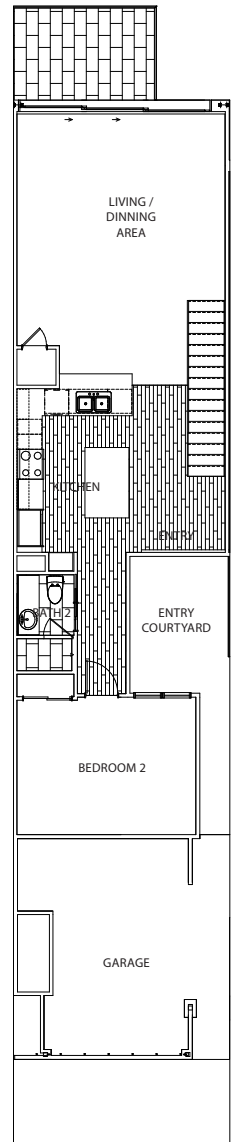
D



B



C







KITCHEN AND BATHROOMS REPLACE STANDARD CABINETS TO ADD WHITE FLUSHED CABINET DOOR STYLE WITH MATTE SATIN FINISH, NO PULLS FROM WELL KNOWN ITALIAN CABINET MAKER (OR SIMILAR)

CONCEPTUAL PHOTOS FOR REFERENCE ONLY - NOT ACTUAL DOOR STYLE SHOWN






CEASARTONE
TUSCAN DAWN #5104
(POLISHED FINISH)




CEASARTONE
VANILLA NOIR #5100
(POLISHED FINISH)

**KITCHEN
PLEASE CHOOSE ONE
COUNTER TOP OPTION:**

- CEASARTONE IN
TUSCAN DAWN #5104
(POLISHED FINISH)
- CEASARTONE IN
VANILLA NOIR #5100
(POLISHED FINISH)



CEASARTONE
TUSCAN DAWN #5104
(POLISHED FINISH)




CEASARTONE
VANILLA NOIR #5100
(POLISHED FINISH)

**MASTER BATH
PLEASE CHOOSE ONE
COUNTER TOP OPTION:**

- CEASARTONE IN
TUSCAN DAWN #5104
(POLISHED FINISH)
- CEASARTONE IN
VANILLA NOIR #5100
(POLISHED FINISH)



CEASARTONE
TUSCAN DAWN #5104
(POLISHED FINISH)



CEASARTONE
VANILLA NOIR #5100
(POLISHED FINISH)

**ALL OTHER BATHROOMS
PLEASE CHOOSE ONE
COUNTER TOP OPTION:**

- CEASARTONE IN
TUSCAN DAWN #5104
(POLISHED FINISH)
- CEASARTONE IN
VANILLA NOIR #5100
(POLISHED FINISH)




CEASARTONE IN EGGSHELL #3141 (POLISHED FINISH)



CEASARTONE IN STATUARIO NUVO #5111 (POLISHED FINISH)




CEASARTONE IN TUSCAN DAWN #5104 (POLISHED FINISH)



CEASARTONE IN VANILLA NOIR #5100 (POLISHED FINISH)



MARAZZI CT30 LINEAR HEX MOSAIC CLASSENTINO MARBLE (MATTE) PALAZZO WHITE MESH SHEET



DAL TILE STONE ALA MODE L222 URBAN WEDGE IN BLACK (POLISHED)

PLEASE CHOOSE ONE KITCHEN BACKSPLASH OPTION:

- CEASARTONE IN EGGSHELL #3141 SLAB (POLISHED FINISH)
- CEASARTONE IN STATUARIO NUVO #5111 SLAB (POLISHED FINISH)
- CEASARTONE IN TUSCAN DAWN #5104 SLAB (POLISHED FINISH)
- CEASARTONE IN VANILLA NOIR #5100 SLAB (POLISHED FINISH)
- MARAZZI CT30 LINEAR HEX MOSAIC CLASSENTINO MARBLE (MATTE) PALAZZO WHITE MESH SHEET
- DAL TILE STONE ALA MODE L222 URBAN WEDGE 2" X 3" IN BLACK (POLISHED) 12" X 13 3/8" MESH SHEET



BIGELOW CARPET
ALTA
COLOR: OAKWOOD



BIGELOW CARPET
ALTA
COLOR: MOCCACHINO

**PLEASE CHOOSE ONE CARPET OPTION
BASED ON YOUR SELECTED FINISH
SCHEME FOR LIVING AND DINING
ROOM :**

- ILIMA FINISH SCHEME:
ALTA
COLOR: OAKWOOD
- ULU FINISH SCHEME:
ALTA COLOR:
MOCCACHINO




BIGELOW CARPET
ALTA
COLOR: OAKWOOD



BIGELOW CARPET
ALTA
COLOR: MOCCACHINO

**PLEASE CHOOSE ONE CARPET OPTION
BASED ON YOUR SELECTED FINISH
SCHEME FOR ALL OTHER BEDROOMS
INCLUDING CLOSETS:**

- ILIMA FINISH SCHEME: ALTA COLOR:
OAKWOOD
- ULU FINISH SCHEME: ALTA COLOR:
MOCCACHINO



MARAZZI CLMARAZZI CLASSENTINO #CT30 PALAZZO WHITE




MARAZZI CLMARAZZI CLASSENTINO #CT31 CORINTH BEIGE



MARAZZI CLMARAZZI CLASSENTINO #CT34 CENTURIO BLACK

PLEASE CHOOSE ONE TILE OPTION FOR MASTER BATHROOM SHOWER WALLS, FLOORING & TUB DECK (UNPOLISHED):

- MARAZZI CLASSENTINO #CT30 PALAZZO WHITE (24" X 48" WALLS) & (12" X 24" FLOORS) (MATTE FINISH)
- MARAZZI CLASSENTINO #CT31 CORINTH BEIGE (24" X 48" WALLS) & (12" X 24" FLOORS) (MATTE FINISH)
- MARAZZI CLASSENTINO #CT34 CENTURIO BLACK (24" X 48" WALLS) & (12" X 24" FLOORS) (MATTE FINISH)



MARAZZI CLMARAZZI CLASSENTINO #CT30 PALAZZO WHITE



MARAZZI CLMARAZZI CLASSENTINO #CT31 CORINTH BEIGE



MARAZZI CLMARAZZI CLASSENTINO #CT34 CENTURIO BLACK

**PLEASE CHOOSE ONE TILE
OPTION FOR
BATHROOMS #2 AND #3,
SHOWER WALLS,
FLOORING & TUB DECK
(UNPOLISHED):**

- MARAZZI
CLASSENTINO #CT30 PALAZZO
WHITE (24" X 48" WALLS) & (12" X
24" FLOORS) (MATTE FINISH)
- MARAZZI
CLASSENTINO #CT31 CORINTH
BEIGE (24" X 48" WALLS) &
(12" X 24" FLOORS) (MATTE FINISH)
- MARAZZI
CLASSENTINO #CT34
CENTURIO BLACK
(24" X 48" WALLS) & (12" X 24"
FLOORS) (MATTE FINISH)




AMERICAN OLEAN ETTIQUE - WHITE
#ET01



AMERICAN OLEAN ETTIQUE - BEIGE
#ET02

**PLEASE CHOOSE ONE
FLOORING TILE OPTION FOR
LIVING & DINING ROOM TO
INCLUDE INTERIOR STAIRS
12" X 24" (UNPOLISHED) :**

- ETTIQUE - WHITE #ET01
12" X 24" FLOORS
(UNPOLISHED FINISH)
- AMERICAN OLEAN
ETTIQUE - BEIGE #ET02
12" X 24" FLOORS
(UNPOLISHED FINISH)




AMERICAN OLEAN ETTIQUE -
WHITE #ET01




AMERICAN OLEAN ETTIQUE -
BEIGE #ET02

**PLEASE CHOOSE ONE
FLOORING TILE OPTION
FOR KITCHEN 12" X
24" (UNPOLISHED) :**

- AMERICAN OLEAN
ETTIQUE - WHITE #ET01
12" X 24" FLOORS
(UNPOLISHED FINISH)
- AMERICAN OLEAN
ETTIQUE - BEIGE #ET02
12" X 24" FLOORS
(UNPOLISHED FINISH)



AMERICAN OLEAN ETTIQUE -
WHITE #ET01

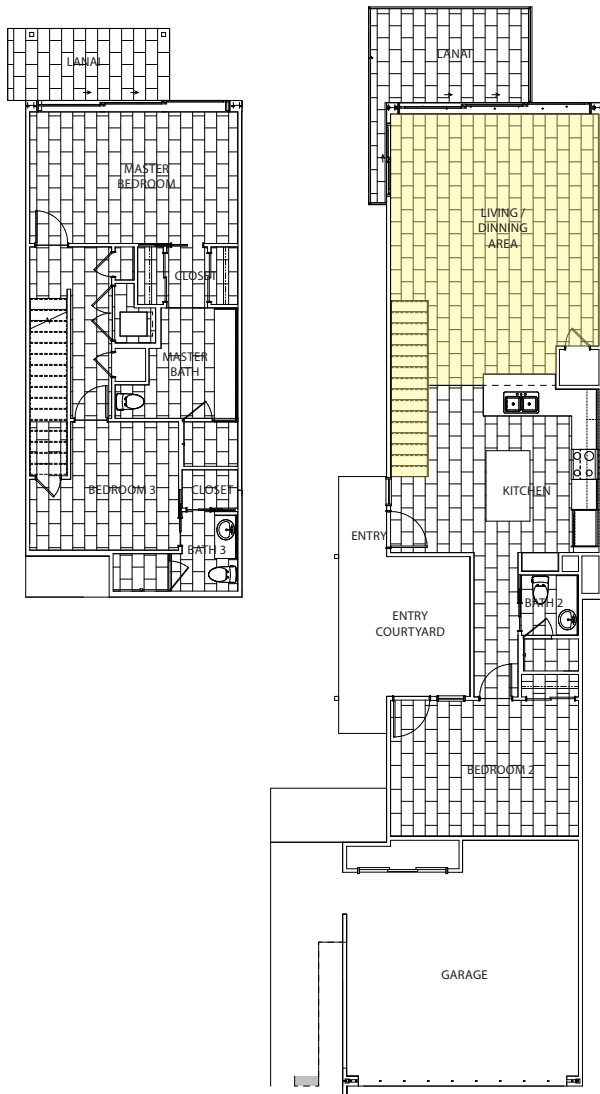


AMERICAN OLEAN ETTIQUE -
BEIGE #ET02

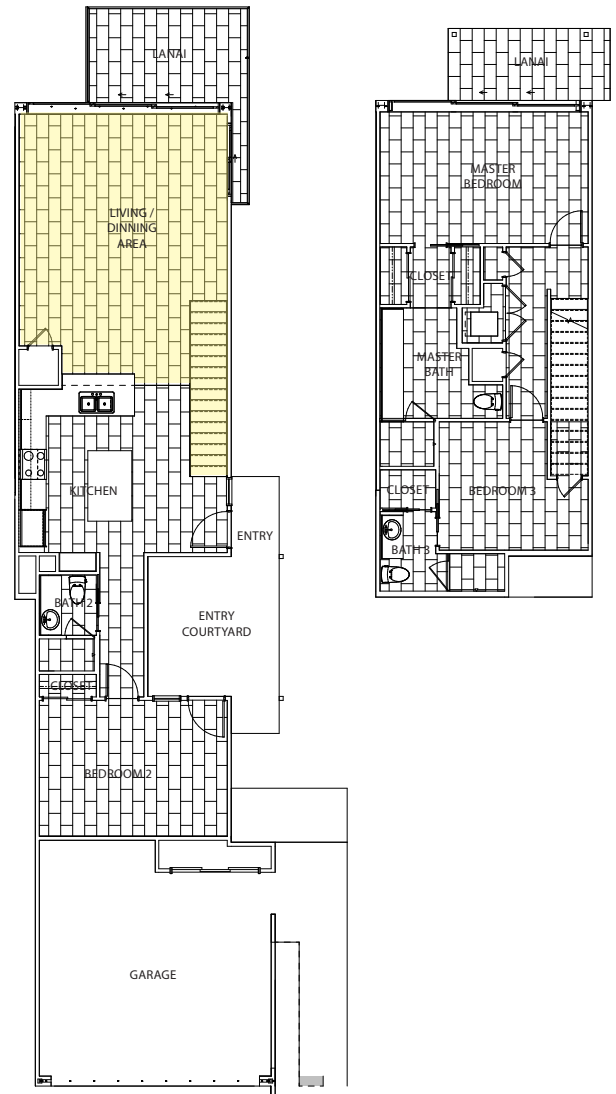
**PLEASE CHOOSE ONE
FLOORING TILE OPTION
FOR ALL BEDROOMS
12" X 24" (UNPOLISHED) :**

- ETTIQUE - WHITE #ET01
12" X 24" FLOORS
(UNPOLISHED FINISH)
- AMERICAN OLEAN
ETTIQUE - BEIGE #ET02
12" X 24" FLOORS
(UNPOLISHED FINISH)

LIVING ROOM DINNING AREA / INTERIOR STAIRS



A

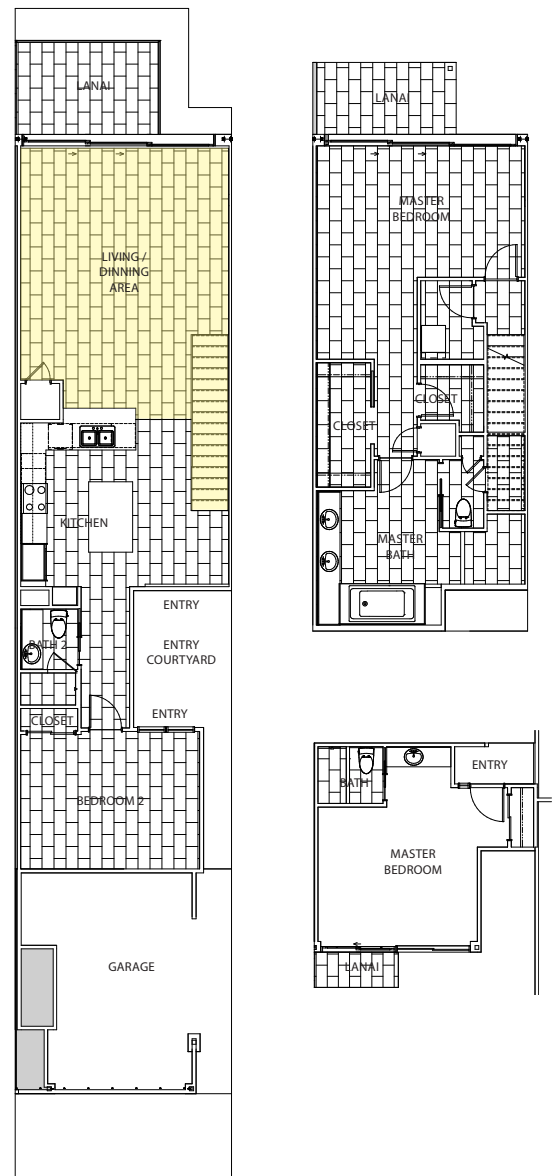


D

LIVING ROOM DINNING AREA AND INTERIOR STAIRS

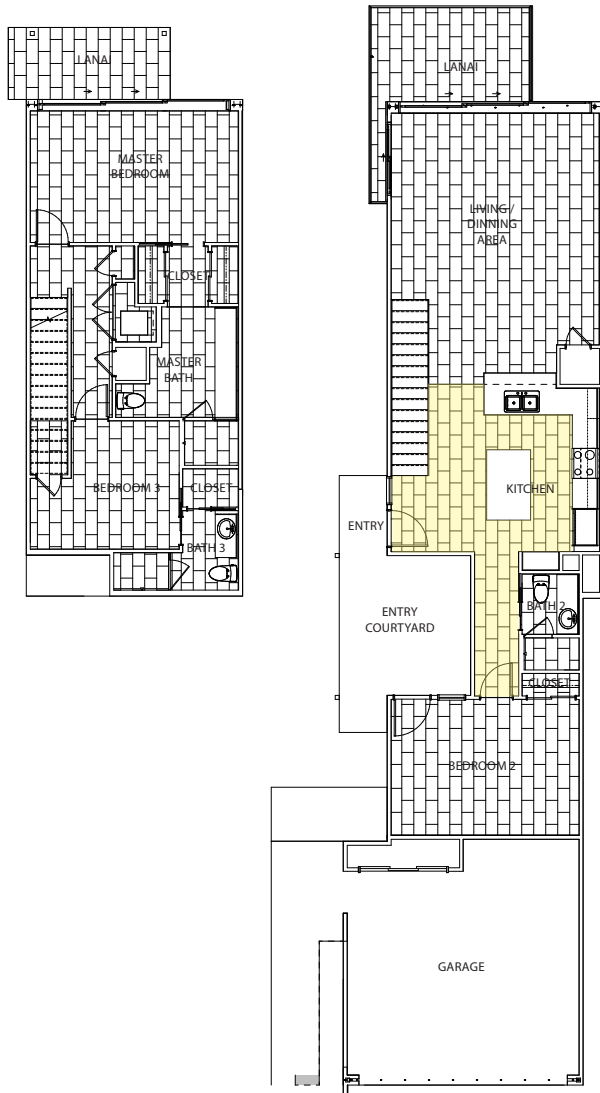


B

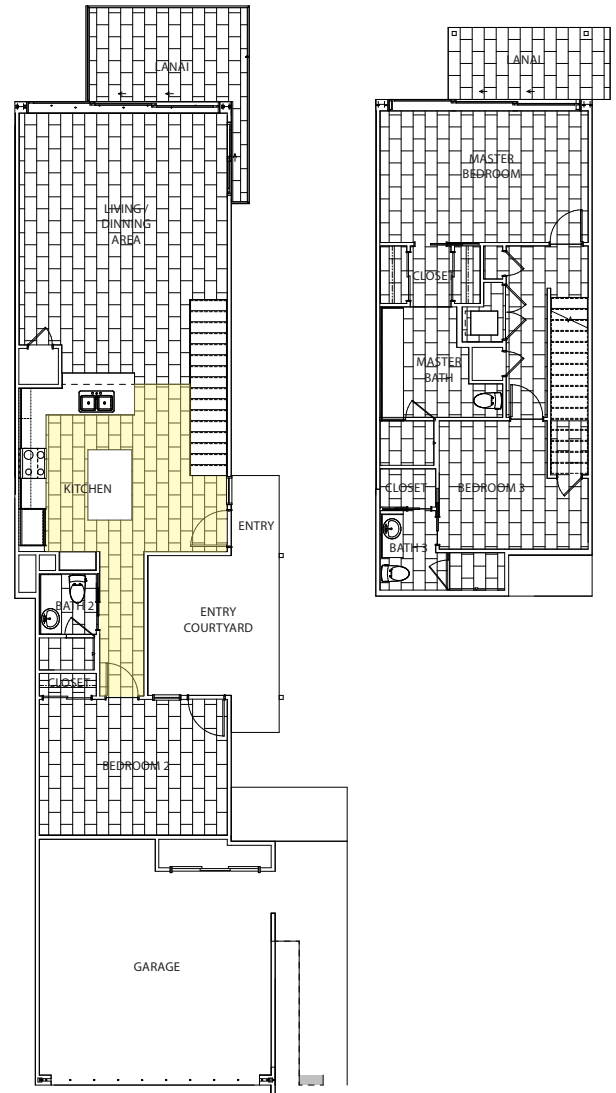


C

KITCHEN



A

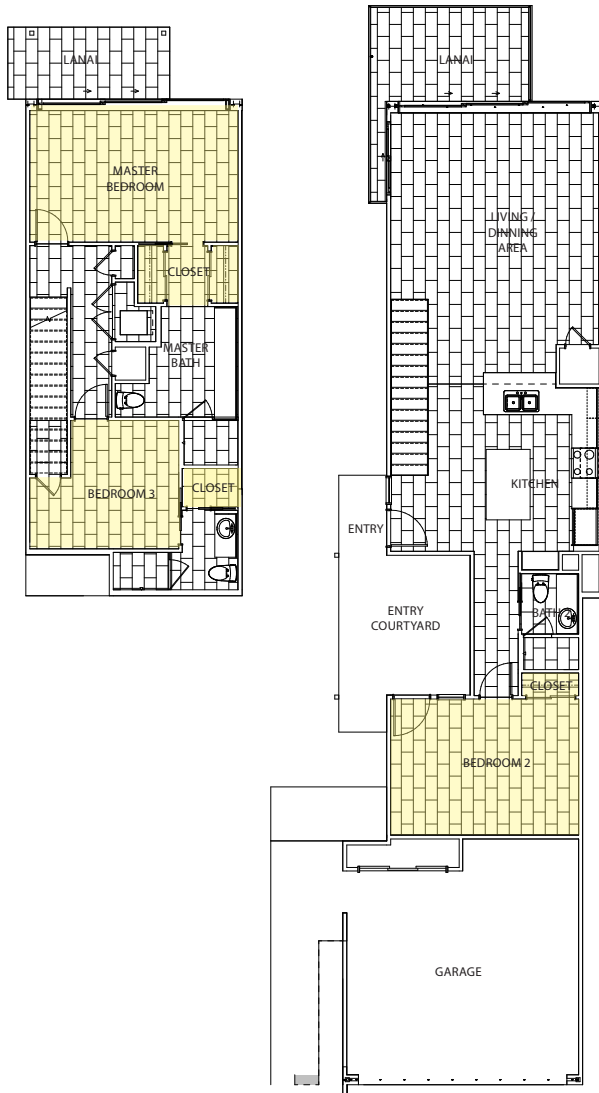


D

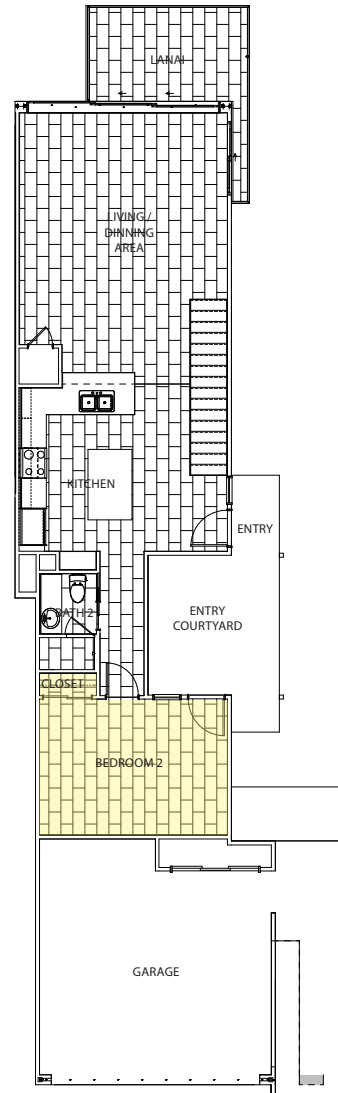
KITCHEN



BEDROOMS

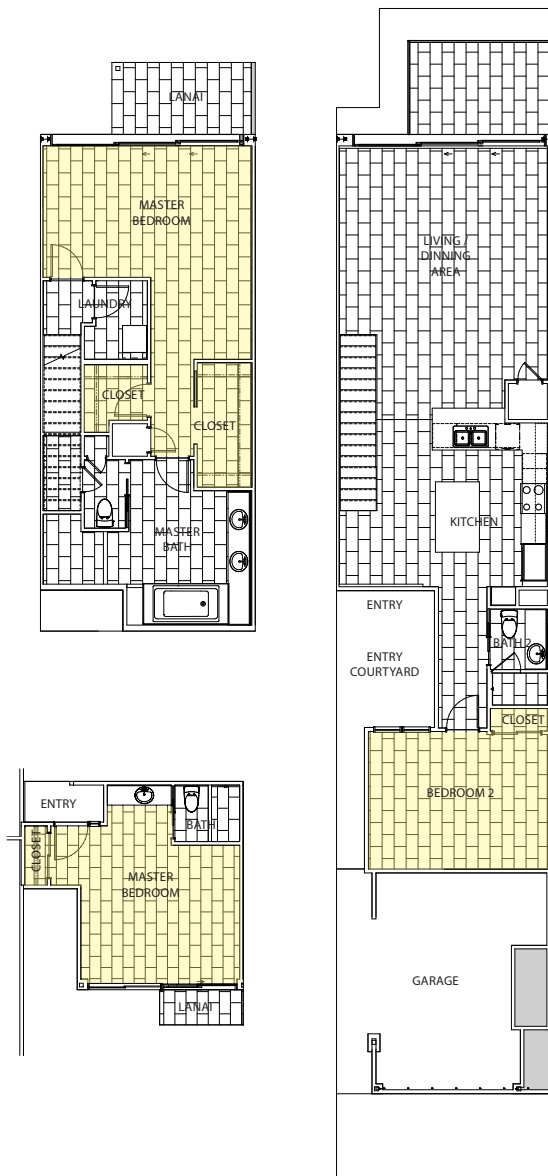


A

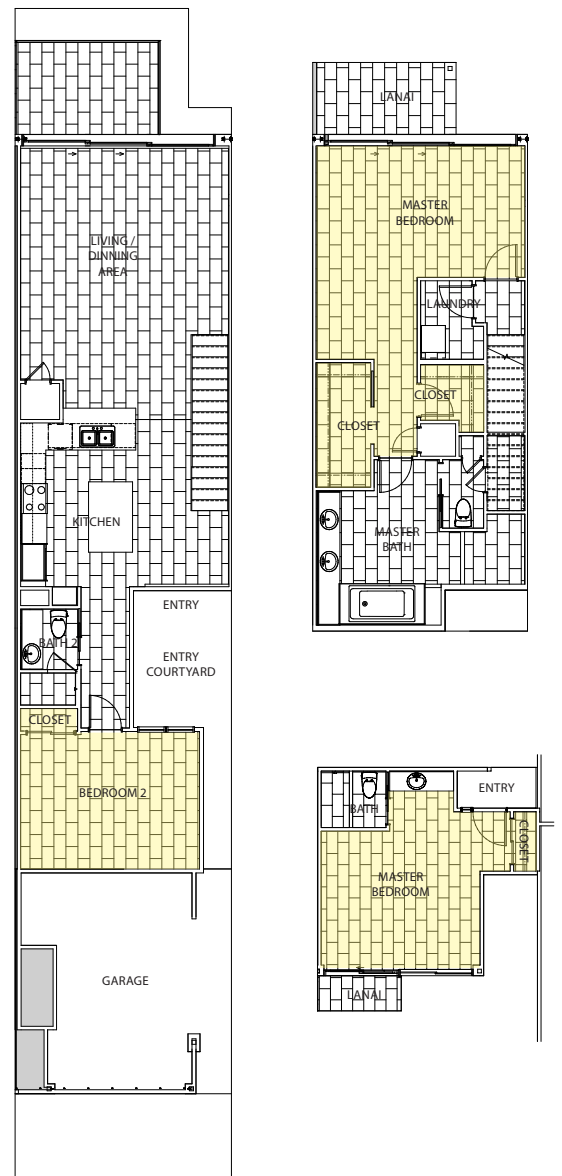


D

BEDROOMS



B



C



ILIMA FINISH SCHEME CUSTOM
WOOD OAK FLOORING
(PRE FINISHED)



ULU FINISH SCHEME CUSTOM
WOOD OAK FLOORING
(PRE FINISHED)

**THIS SELECTION CORRESPONDS TO
YOUR STANDARD FINISH SCHEME
SELECTION OF EITHER ILIMA OR ULU
ON PAGES**

**WOOD FLOORING OPTION FOR
LIVING & DINING ROOM TO INCLUDE
INTERIOR STAIRWAY :**

- ILIMA FINISH SCHEME CUSTOM
WOOD OAK FLOORING
(PRE FINISHED)
- ULU FINISH SCHEME CUSTOM
WOOD OAK FLOORING
(PRE FINISHED)

**WOOD FLOORING OPTION FOR ALL
BEDROOMS INCLUDING CLOSETS :**

- ILIMA FINISH SCHEME CUSTOM
WOOD OAK FLOORING
(PRE FINISHED)
- ULU FINISH SCHEME CUSTOM
WOOD OAK FLOORING
(PRE FINISHED)



ILIMA FINISH SCHEME CUSTOM
WOOD OAK FLOORING
(PRE FINISHED)



ULU FINISH SCHEME CUSTOM
WOOD OAK FLOORING
(PRE FINISHED)



ILIMA FINISH SCHEME WOOD
PORCELAIN TILE DAL TILE OAK
TRAIL #SD13 - 6"W X 36"L



ULU FINISH SCHEME WOOD
PORCELAIN TILE DAL TILE
WALNUT CREEK #SD15 - 6"W X 36"L



ILIMA FINISH SCHEME WOOD
PORCELAIN TILE DAL TILE OAK
TRAIL #SD13 - 6"W X 36"L



ULU FINISH SCHEME WOOD
PORCELAIN TILE DAL TILE
WALNUT CREEK #SD15 - 6"W X 36"L

**THIS SELECTION CORRESPONDS TO
YOUR STANDARD FINISH SCHEME
SELECTION OF EITHER ILIMA OR ULU
ON PAGES**

**WOOD PORCELAIN TILE FLOORING
OPTION FOR LIVING & DINING ROOM
TO INCLUDE INTERIOR STAIRWAY :**

- ILIMA FINISH SCHEME WOOD
PORCELAIN TILE DAL TILE OAK
TRAIL #SD13 - 6"W X 36"L
- ULU FINISH SCHEME WOOD
PORCELAIN TILE DAL TILE WALNUT
CREEK #SD15 - 6"W X 36"L

**WOOD PORCELAIN TILE
FLOORING OPTION FOR
KITCHEN :**

- ILIMA FINISH SCHEME WOOD
PORCELAIN TILE DAL TILE OAK
TRAIL #SD13 - 6"W X 36"L
- ULU FINISH SCHEME WOOD
PORCELAIN TILE DAL TILE
WALNUT CREEK #SD15 -
6"W X 36"L

**WOOD PORCELAIN TILE
FLOORING OPTION FOR ALL
BEDROOMS INCLUDING
CLOSETS :**

- ILIMA FINISH SCHEME WOOD
PORCELAIN TILE DAL TILE OAK
TRAIL #SD13 - 6"W X 36"L
- ULU FINISH SCHEME WOOD
PORCELAIN TILE DAL TILE
WALNUT CREEK #SD15 -
6"W X 36"L

The image displays two floor plan diagrams, labeled A and D, representing a house layout. Both plans are oriented vertically and share a common set of rooms and features, but differ in their internal spatial organization and the placement of certain elements.

Diagram A (Left):

- Garage:** Located at the bottom of the plan, labeled "GARAGE".
- Entry Courtyard:** A small outdoor space labeled "ENTRY COURTYARD" situated between the garage and the main house.
- Entry:** Labeled "ENTRY", it is the main entrance to the house.
- Living/Dining Area:** A large central space labeled "LIVING / DINNING AREA" (note the typo in the original image).
- Kitchen:** Located to the right of the living/dining area, labeled "KITCHEN".
- Bedroom 1:** A bedroom labeled "BEDROOM 1" located to the left of the entry courtyard.
- Bedroom 2:** A bedroom labeled "BEDROOM 2" located to the right of the entry courtyard.
- Bath 2:** A bathroom labeled "BATH 2" located between the two bedrooms.
- Staircase:** A staircase is located to the left of the living/dining area.
- Roof:** A hatched area at the top of the plan represents the roof.

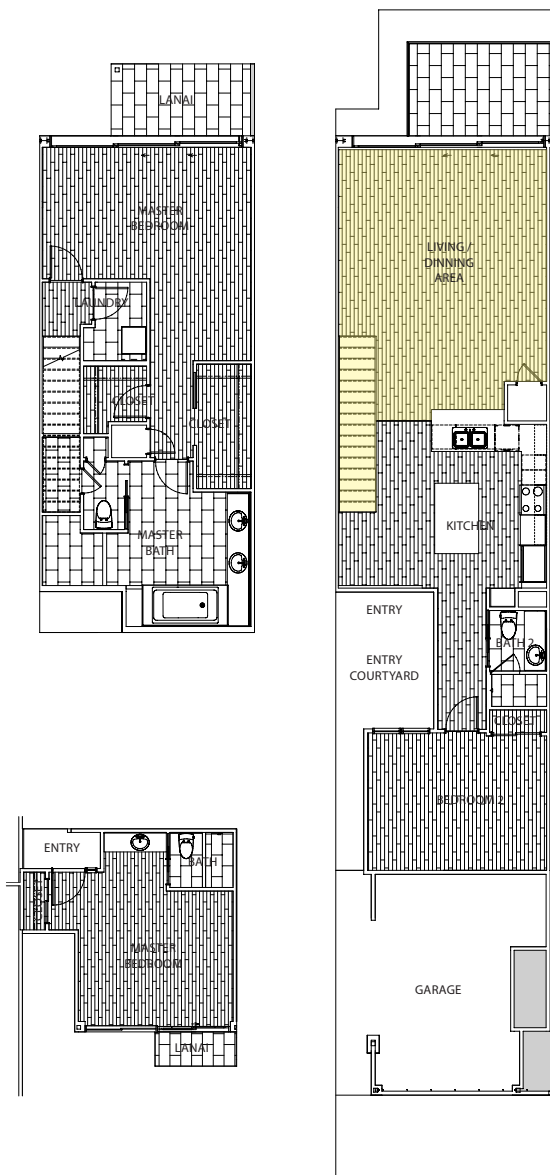
Diagram D (Right):

- Garage:** Located at the bottom of the plan, labeled "GARAGE".
- Entry Courtyard:** A small outdoor space labeled "ENTRY COURTYARD" situated between the garage and the main house.
- Entry:** Labeled "ENTRY", it is the main entrance to the house.
- Living/Dining Area:** A large central space labeled "LIVING / DINNING AREA" (note the typo in the original image).
- Kitchen:** Located to the left of the living/dining area, labeled "KITCHEN".
- Bedroom 1:** A bedroom labeled "BEDROOM 1" located to the left of the entry courtyard.
- Bedroom 2:** A bedroom labeled "BEDROOM 2" located to the right of the entry courtyard.
- Bath 2:** A bathroom labeled "BATH 2" located between the two bedrooms.
- Staircase:** A staircase is located to the right of the living/dining area.
- Roof:** A hatched area at the top of the plan represents the roof.

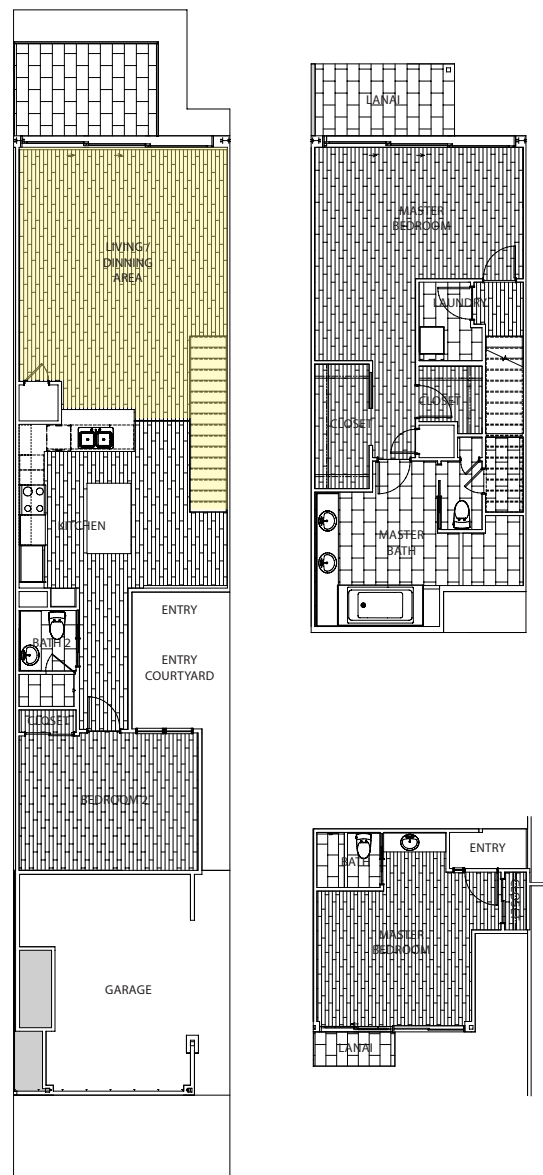
The primary difference between the two plans is the location of the kitchen and the staircase. In Diagram A, the kitchen is on the right and the staircase is on the left. In Diagram D, the kitchen is on the left and the staircase is on the right. The layout of the bedrooms, bathroom, and entry courtyard remains consistent between the two versions.

41

LIVING ROOM DINNING AREA / INTERIOR STAIRS



B

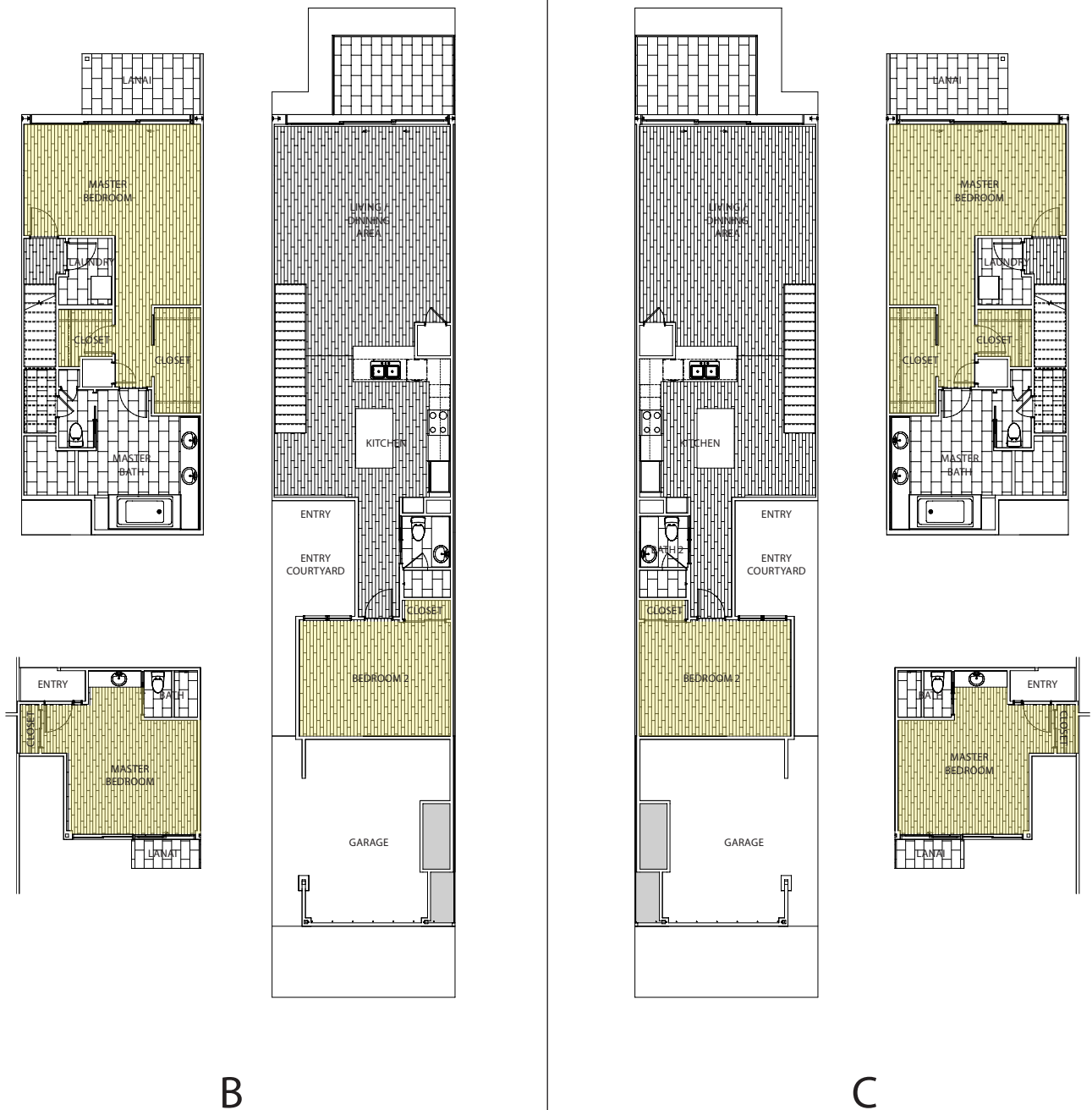


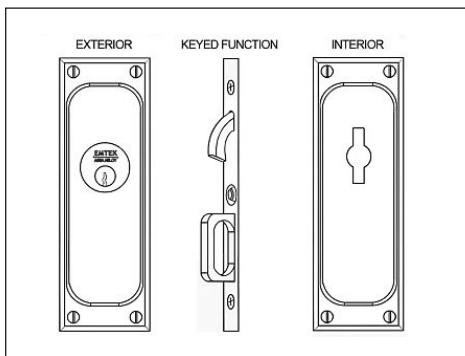
C

BEDROOMS



BEDROOMS



STANDARD HARDWARE:
PRICE: INCLUDED

FULL MORTISE LOCK SET FOR SLIDER DOORS IN SATIN NICKEL OR SIMILAR FINISH



FLUSH RECTANGULAR PULL IN SATIN NICKEL OR SIMILAR FINISH



POCKET DOOR HARDWARE IN SATIN NICKEL OR SIMILAR FINISH




LEVER STYLE WITH RECTANGULAR LOCK MORTISE SET IN SATIN NICKEL OR SIMILAR FINISH



6" PULL FOR BASE CABINETS - NO PULLS FOR UPPER CABINETS IN SATIN NICKEL OR SIMILAR FINISH



FINGER PULL FOR POCKET DOORS IN SATIN NICKEL OR SIMILAR FINISH



LEVER STYLE WITH SQUARE ROSETTE IN SATIN NICKEL OR SIMILAR FINISH



DOOR HINGES IN SATIN NICKEL OR SIMILAR FINISH



DOOR STOP IN SATIN NICKEL OR SIMILAR FINISH

**STANDARD PLUMBING PACKAGE -
KOHLER PACKAGE
INCLUDED IN PURCHASE PRICE**



BATH - KOHLER CAXTON
RECTANGLE UNDERCOUNTER
SINK IN WHITE # K20000-0



BATH - KOHLER HONESTY
VANITY BATH FAUCET IN
POLISHED CHROME #K99760-4-CP



BATH - KOHLER STANCE TUB
FILLER IN POLISHED CHROME
K14775-4-CP



BATH - KOHLER HONESTY
SHOWER TRIM I&V IN
POLISHED CHROME
KTS99764-4-CP WITH
K8304-KS-NA



BATH - KOHLER SAN SOUCI
ONE PIECE COMFORT HEIGHT
TOILET - ELONGATED IN WHITE
#K5172-0



BATH - KOHLER UNDERSCORE UN-
DERMOUNT SOAKING TUB IN WHITE -
#K1136-0
OVERALL DIM: 66"L X 36"W X 22"H
(FOR UNIT B, C AND LUXURY
UNIT A AND D)



KITCHEN - KOHLER STRIVE
SINGLE BOWL SINK IN
STAINLESS STEEL #K5285-NA




KITCHEN - PURIST SINGLE
HOLE PULL OUT SPRAY SPOUT
FAUCET #K7505-VS



KITCHEN - IN-SINK-ERATOR BADGER 5
WITH JACLO AIR SWITCH SQUARE
#2824-BSS


STANDARD PLUMBING ACCESSORIES
PACKAGE - DELTA PACKAGE INCLUDED
IN PURCHASE PRICE



BATH ACCESSORIES - DELTA VERO 18"
TOWEL BAR IN POLISHED CHROME #77718



BATH ACCESSORIES - VERO TISSUE PAPER
HOLDER IN POLISHED CHROME #77750



BATH ACCESSORIES - DELTA VERO 30" TOWEL
BAR IN POLISHED CHROME #77730



BATH ACCESSORIES - VERO DOUBLE ROBE
HOOK IN POLISHED CHROME #77736

**UPGRADE PLUMBING PACKAGE -
HANSGROHE PACKAGE
ACCESSORIES ARE STANDARD /
ACCESSORIES - DELTA**



BATH - METROPOL SINGLE HOLE
FAUCET WITH LEVER HANDLE
WITH POP UP DRAIN IN POLISHED
CHROME #3251100 AND #50100101



BATH - RAINDANCE E IN POLISHED
CHROME
#26239001 WITH SHOWER ARM
473100



KITCHEN - HANSGROHE
AXOR STARK SINGLE HANDLE
KITCHEN FAUCET #10820001



BATH - AXOR STARK
HANDHELD SHOWER WAND
#04304000 WITH URQUIOLA
ELBOW WITH OUTLET
#11626001 AND TECHNIFLEX
HOSE



BATH - METROPOL 3 HOLE
TUB SET TRIM WITH LEVER
HANDLE WITH AXOR STARK
HANDHELD SHOWER WAND
AND TECHNIFLEX HOSE
#32551001 AND #04304000
AND #28286000




BATH - HANSGROHE "SHOW-
ERSELECT" THERMOSTATIC
VALVE TRIM WITH AXOR STARK
HANDHELD SHOWER WAND
AND TECHNIFLEX HOSE
#H15763001




BATH - TOTO - AQUIA IV ONE
PIECE TOILET, ELONGATED BOWL
#MS646124CUMFG

**UPGRADE PLUMBING
ACCESSORIES
PACKAGE - HANS GROHE AND
DELTA
PRICE: INCLUDED WITH UPGRADE
OPTION**



BATH ACCESSORIES - DELTA VERO
18" TOWEL BAR IN POLISHED CHROME
#77718



BATH ACCESSORIES - DELTA VERO
30" TOWEL BAR IN POLISHED CHROME
#77730



BATH ACCESSORIES - VERO TISSUE
PAPER HOLDER IN POLISHED
CHROME #77750



BATH ACCESSORIES - VERO DOUBLE
ROBE HOOK IN POLISHED CHROME
#77736



MASTER BATH - NEOREST® 700H DUAL FLUSH TOILET, 1.0 & 0.8 GPF IN COTTON WHITE #MS992CUMFG



BATH #2 - NEOREST® 700H DUAL FLUSH TOILET, 1.0 & 0.8 GPF IN COTTON WHITE #MS992CUMFG



BATH #3 - NEOREST® 700H DUAL FLUSH TOILET, 1.0 & 0.8 GPF IN COTTON WHITE #MS992CUMFG

UPGRADE PLUMBING ACCESSORIES PACKAGE - TOTO TOILET NEOREST FOR MASTER BATH

OPTION #1A - REPLACE STANDARD KOHLER TOILET TO NEOREST

OPTION #1B - REPLACE UPGRADE TOTO TOILET TO NEOREST

UPGRADE PLUMBING ACCESSORIES PACKAGE - TOTO TOILET NEOREST FOR BATHROOM #2


OPTION #2A - REPLACE STANDARD KOHLER TOILET TO NEOREST

OPTION #2B - REPLACE UPGRADE TOTO TOILET TO NEOREST

UPGRADE PLUMBING ACCESSORIES PACKAGE - TOTO TOILET NEOREST FOR BATHROOM #3

OPTION #3A - REPLACE STANDARD KOHLER TOILET TO NEOREST

OPTION #3B - REPLACE UPGRADE TOTO TOILET TO NEOREST



BATH - BRIZO GRAB BAR

#69480-PC - 18"

#69380-PC - 24"

#693680 - PC - 36"

**UPGRADE PLUMBING
ADD GRAB BARS TO MASTER
BATHROOM SHOWER AND
TUB AREA**

ADD BACKING TO ALL OTHER
BATHROOMS FOR FUTURE
INSTALLATION OF GRAB BARS

PRICE: \$



**UPGRADE PLUMBING
ADD DIAMOND FINISH TO ALL
SHOWER GLASS DOORS**

ADD DIAMOND FINISH TO ALL SHOWER GLASS DOORS
(CONCEPTUAL PHOTO)

**UPGRADE PLUMBING
ADD BUILT-IN NICHE IN ALL
BATHROOM SHOWERS**



BUILT-IN NICHE IMAGE FOR
CONCEPTUAL DESIGN - NOT
ACTUAL - APPROXIMATE
SIZE 12" X 24"

**STANDARD APPLIANCE PACKAGE -
FISHER PAYKEL
PRICE: INCLUDED**



FISHER PAYKEL
30" DUEL FUEL IN
STAINLESS STEEL FINISH
RANGE#OR30SDG6X1



BEST TIRARE
30" SLIDE OUT HOOD IN
STAINLESS STEEL

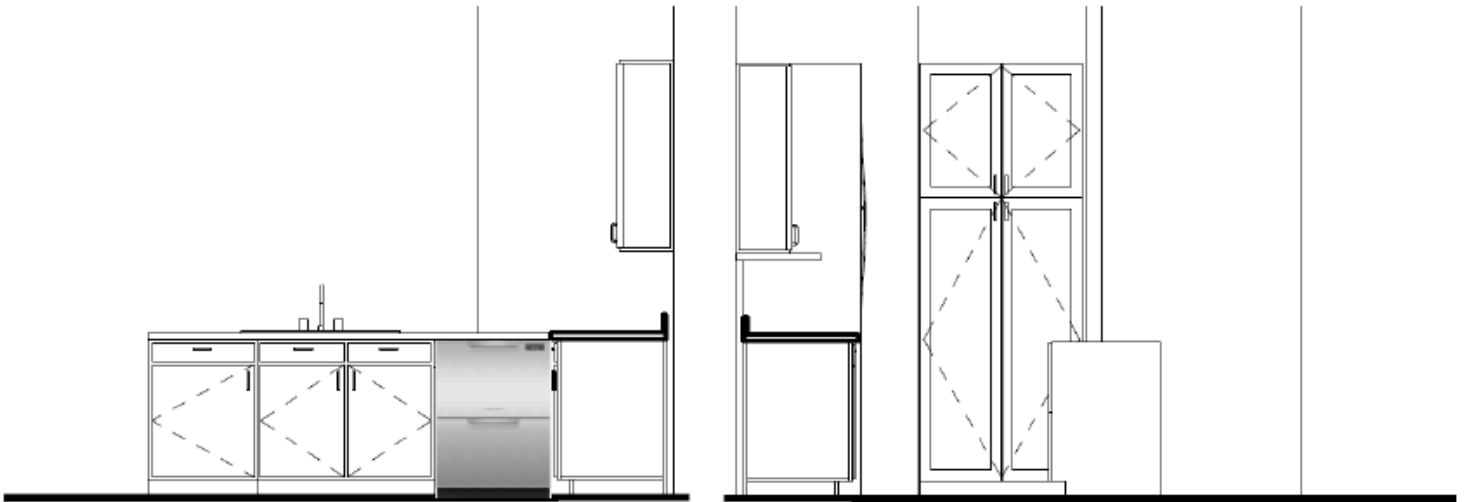


GE WASHER & DRYER
GFW450SSMWW (WASHER)
GFD45ESSMWW (DRYER)

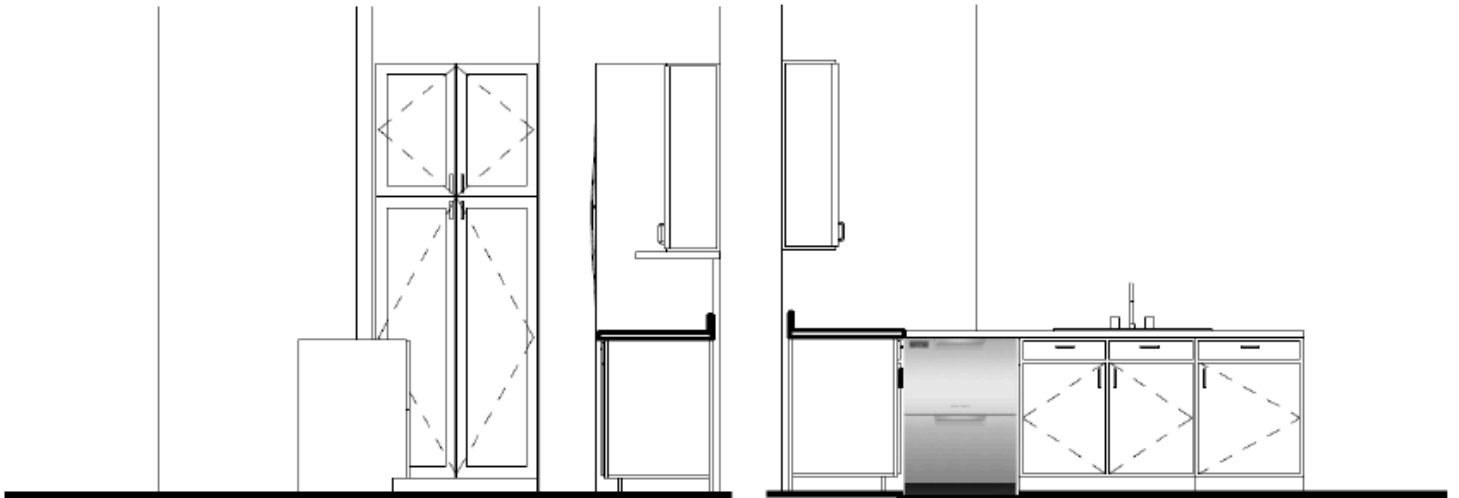
FISHER PAYKEL
36" FRENCH DOOR
REFRIGERATOR IN
STAINLESS
STEEL FINISH
#RS36A80J1-
RD3680



FISHER PAYKEL 24"
DISHWAHER WITH 2
DRAWERS IN STAINLESS
STEEL FINISH
#DD24DAX9N 2 DWR DW

**STANDARD APPLIANCE PACKAGE -
FISHER PAYKEL
UNITS A AND B CONFIGURATION**

STANDARD APPLIANCE PACKAGE -
FISHER PAYKEL
PRICE: INCLUDED



STANDARD AC FAN COIL UNIT FOR
MAIN FLOOR PRICE: INCLUDED

SPECIFICATIONS:

Capacity*		
Cooling	Btu/h	48,000
Heating	Btu/h	54,000

* Cooling / Heating capacity indicated at the maximum value at operation under the following conditions: Cooling | Indoor : 80° F (27° C) DB / 67° F (19° C) WB
Cooling | Outdoor : 95° F (35° C) DB
Heating | Indoor : 70° F (21° C) DB
Heating | Outdoor : 47° F (8° C) DB / 43° F (6° C) WB

Electrical		
Electrical Power Requirements	1-phase, 208 / 230V, 60Hz	
Minimum Circuit Ampacity (MCA)	A	5.63 / 5.63
Maximum Fuse Size	A	15

Net Weight	Lbs.(kg)	172 (78)
External Finish	High-gloss polyester powder coated	
Coil Type	Cross Fin (Aluminum Plate Fin and Copper Tube)	

Fan		
Type x Quantity	Sirocco fan x 1	
Airflow rate (Low - Mid - High)	CFM	980 - 1,190 - 1,400
External Static Pressure	In. WG	0.30 / 0.50 / 0.80 (Selectable)
Motor Type	DC motor	

Air Filter	Polypropylene Honeycomb	
------------	-------------------------	--

Refrigerant Piping Diameter		
Liquid (High Pressure)	In.(mm)	3/8 (9.52) Braze
Gas (Low Pressure)	In.(mm)	5/8 (15.88) Braze
Field Drain Pipe Size	In.(mm)	FPT 3/4 (19.05)

Sound Data (Low - Mid - High)
(measured in anechoic room)

Sound Pressure Level dB(A) 35 - 39 - 43

Renderings and/or photos shown are conceptual and for reference only.

*All prices and materials are subject to change without notice. • March 2019

**STANDARD AC FAN COIL UNIT FOR
LOWER LEVEL FLOOR
PRICE: INCLUDED**

SPECIFICATIONS:



Capacity*		
Cooling	Btu/h	18,000
Heating	Btu/h	20,000

* Cooling / Heating capacity indicated at the maximum value at operation under the following conditions:
Cooling | Indoor : 80° F (27° C) DB / 67° F (19° C) WB Cooling | Outdoor : 95° F (35° C) DB
Heating | Indoor : 70° F (21° C) DB Heating | Outdoor : 47° F (8° C) DB / 43° F (6° C) WB

Electrical		
Electrical Power Requirements	1-phase, 208 / 230V, 60Hz	
Minimum Circuit Ampacity (MCA)	A	3.00 / 3.00
Maximum Fuse Size	A	15

External Dimensions		
Height	In.(mm)	50-1/4 (1,275)
Width	In.(mm)	17 (432)
Depth	In.(mm)	21-5/8 (548)

Net Weight	Lbs.(kg)	113 (51)
External Finish	High-gloss polyester powder coated	
Coil Type	Cross Fin (Aluminum Plate Fin and Copper Tube)	

Fan		
Type x Quantity	Sirocco fan x 1	
Airflow rate (Low - Mid - High)	CFM	410 - 497 - 585
External Static Pressure	In. WG	0.30 / 0.50 / 0.80 (Selectable)
Motor Type	DC motor	

Air Filter	Polypropylene Honeycomb	
------------	-------------------------	--

Refrigerant Piping Diameter		
Liquid (High Pressure)	In.(mm)	1/4 (6.35) Braze
Gas (Low Pressure)	In.(mm)	1/2 (12.7) Braze

Field Drain Pipe Size	In.(mm)	FPT 3/4 (19.05)
-----------------------	---------	-----------------

Sound Data (Low - Mid - High) (measured in anechoic room)		
--------------------------------------------------------------	--	--

Renderings and/or photos shown are conceptual and for reference only.

*All prices and materials are subject to change without notice. • March 2019

**STANDARD AC CONDENSOR UNITS
PRICE: INCLUDED**

OUTDOOR VRF SYSTEM FEATURES

- Single-phase outdoor unit with variable refrigerant flow (VRF) zoning technology
- Inverter-driven (variable speed) compressor
- Total refrigerant piping length of 492' (150 m)
- Connects up to 12 indoor units
- Uses CITY MULTI indoor units and Controls Network

SEACOAST PROTECTION

- External Panel Base, External Front Panel, Pillar: Alloyed galvanized-steel sheets with thermoset polyester-resin coating on internal and external surfaces
- Compressor Cover: Galvanized-aluminum sheets with thermoset polyester-resin coating on internal and external surfaces
- Electrical Parts Box: Galvanized-aluminum sheets with thermoset polyester-resin coating on external surface
- Fan Motor Support: Galvanized-steel sheets with thermoset polyester-resin coating on internal and external surfaces
- Printed Circuit Board: Epoxy resin with polyurethane-coating on external surface

Specifications		Model Name
Unit Type		PUMY-P60NKMU (-BS)
Nominal Cooling Capacity (208/230V)	Btu/h	60,000
Nominal Heating Capacity (208/230V)	Btu/h	66,000
Operating Temperature Range	Cooling (Outdoor) *1	23° F ~ 115° F (-5° ~ +46° C) DB
	Heating (Outdoor)	-4° F ~ +60° F (-20° ~ +15° C) WB
External Dimensions (H x W x D)	In. / mm	52-11/16 x 41-5/16 x 13 (+1-3/16) / 1,338 x 1050 x 330 (+30)
External finish		Precoated Galvanized-steel Sheets
Net Weight	Lbs. / kg	313 / 142
Electrical Power Requirements	Voltage, Phase, Hertz	208 / 230V, 1-phase, 60Hz
Minimum Circuit Ampacity (MCA)	A	35
Recommended Fuse/Breaker Size	A	40
Maximum Fuse Size	A	42
Piping Diameter (Flared) (In. / mm)	Liquid (High Pressure)	3/8 / 9.52
	Gas (Low Pressure)	3/4 / 19.05
Indoor Unit	Total Capacity	50 to 130% of Outdoor Unit Capacity
	Model / Quantity	P06 to P72 / 1 to 12
Sound Pressure Levels	dB(A)	58/59
Fan		
Type x Quantity		Propeller Fan x 2
Airflow Rate	CFM	4,940
Compressor Operating Range	Cooling	38% to 100%
	Heating	29% to 100%
Compressor Type x Quantity		INVERTER-driven Scroll Hermetic x 1
Compressor Motor Output	kW	3.0
Refrigerant		R410A
Lubricant		FV50S
High-pressure Protection Device		High Pressure Switch
Compressor / Fan Protection Device		Compressor Thermo / Overcurrent Detection
Inverter Protection Device		Overheat / Voltage Protection
AHRI Ratings Ducted (06 + 06 + 06 + 18 + 24) / Non-Ducted (24 + 24 + 06 + 06)	EER	11.3 / 12.5
	SEER	16.5 / 16.7
	COP	3.70 / 3.14
Blue Fin Anti-corrosion Protection: Cellulose- and polyurethane-resin coating treatment applied to condenser coil that protects it from air contaminants; ≥1µm thick; Salt Spray Test Method - no unusual rust development to 960 hours.		

Renderings and/or photos shown are conceptual and for reference only.

*All prices and materials are subject to change without notice. • March 2019

**STANDARD AC UNITS WITH 3RD FLOOR
GUEST ROOMS (B AND C UNITS)
PRICE: INCLUDED**



- R410A refrigerant
- Seven sizes from 6,000 to 30,000 Btu/h
- Powerful airflow (CFM)
- Compact, lightweight, shiny-white flat-panel design
- Quiet operation
- Multiple fan-speed settings
- Intake grill filter is easily removed for cleaning
- Built-in receiver is standard

SPECIFICATIONS

Capacity*	
Cooling.....	12,000 Btu/h
Heating.....	13,500 Btu/h
Power	
Power Source.....	208 / 230V, 1-phase, 60Hz
Power Consumption	
Cooling.....	0.03 kW
Heating.....	0.03 kW
Current	
Cooling.....	0.30 A
Heating.....	0.30 A
Minimum Circuit Ampacity (MCA).....	0.38 A
Maximum Overcurrent Protection (MOCP) Fuse.....	15 A
External FinishMunsell No. 1.0Y 9.2 / 0.2	
External Dimensions	
Inches.....	11-5/8 H x 35-3/8 W x 9-13/16 D
mm.....	295 H x 898 W x 249 D

Net Weight	
Unit.....	29 lbs. / 13 kg
Coil TypeCross Fin (Aluminum Plate Fin and Copper Tube)	
Fan	
Type x Quantity.....	Line Flow Fan x 1
Airflow Rate (Low-Mid-High).....	320 - 355 - 390 CFM
Motor	
Type.....	Direct-drive DC Motor
Output.....	0.030 kW
Air FilterPolypropylene Honeycomb	
Refrigerant Piping Dimensions	
Liquid (High Pressure).....	1/4" / 6.35 mm (Flare)
Gas (Low Pressure).....	1/2" / 12.7 mm (Flare)
Drainpipe DimensionI.D. 5/8" / 16 mm	
Sound Pressure Levels	
Low-Mid-High.....	34 - 38 - 42 dB(A)

OPTIONS

- ☐ Condensate Pump.....SI3100-230
- ☐ External Heat Adapter.....PAC-725AD
- ☐ CN24 Relay Kit.....CN24RELAY-KIT-CM

* Cooling / Heating capacity indicated at the maximum value at operation under the following conditions:

Cooling: Indoor 80°F (27°C) DB / 67°F (19°C) WB, Outdoor 95°F (35°C) DB

Heating: Indoor 70°F (21°C) DB, Outdoor 47°F (8°C) DB / 43°F (6°C) WB

Note: Ventilation air: Providing sufficient ventilation air is an important part of every building design. ASHRAE Standard 62 provides the minimum ventilation air requirement. Also, check local codes.

UPGRADE APPLIANCE PACKAGE - WOLF, SUBZERO, COVE



WOLF
30" DUEL FUEL RANGE IN
STAINLESS STEEL FINISH
DF304LP



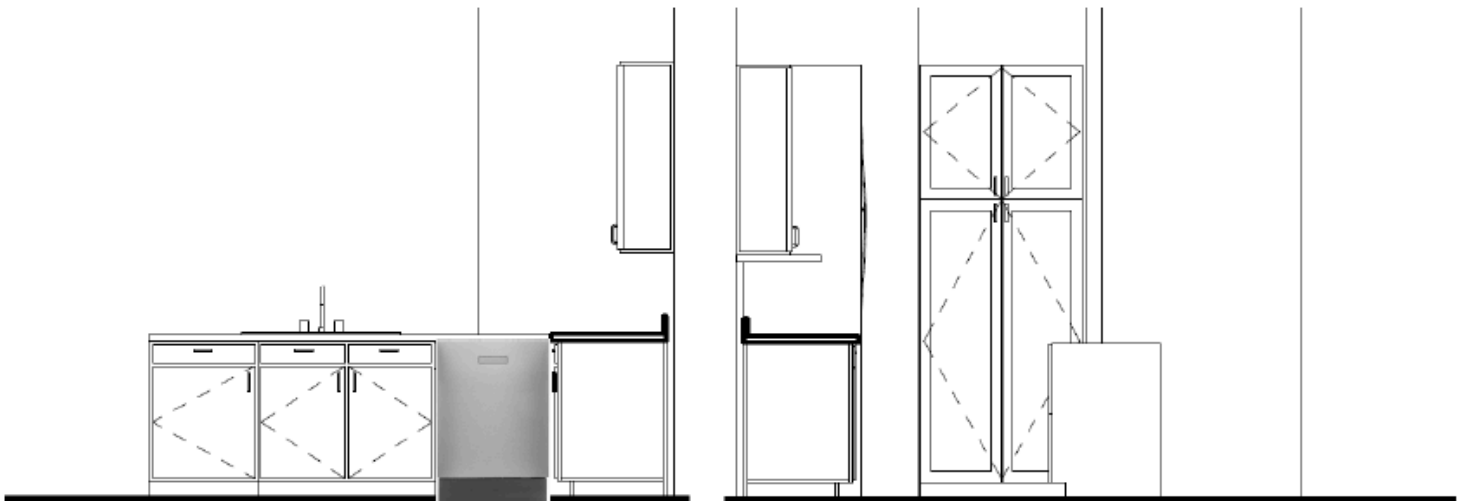
SUBZERO 36" FRENCH DOOR
REFRIGERATOR IN STAINLESS
STEEL #BI 36UFDID/S/TH

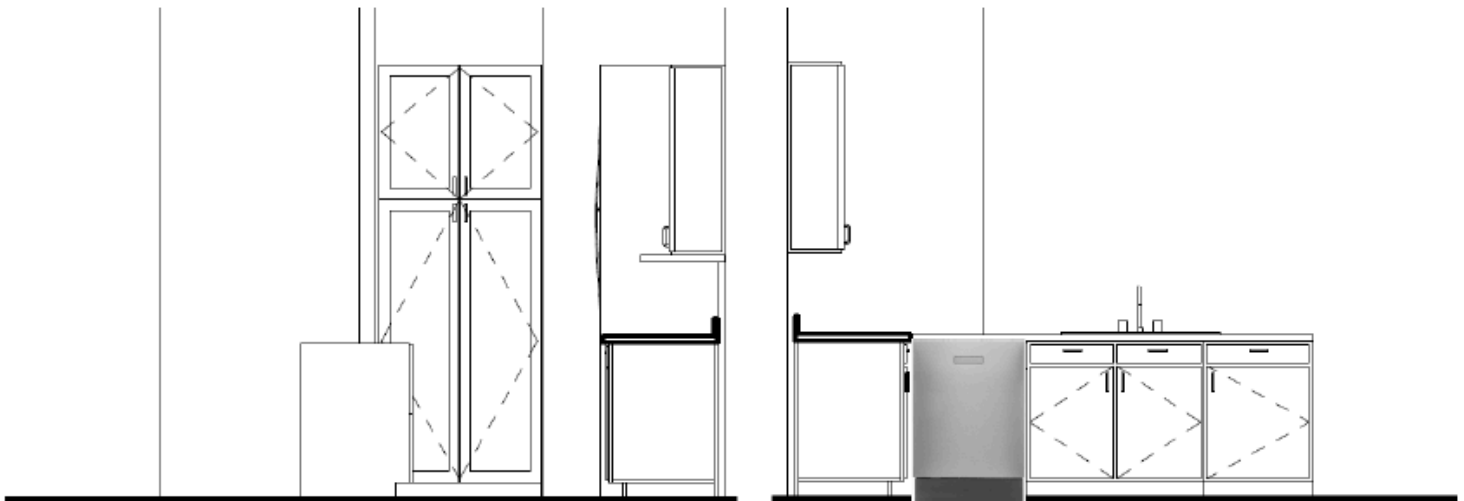


ASKO WASHER AND DRYER
W2084W (WASHER)
T208VW (DRYER)



COVE
24" DISHWASHER IN
STAINLESS STEEL
#DW2450

**UPGRADE APPLIANCE PACKAGE -
WOLF, SUBZERO & ASKO
UNITS A AND B CONFIGURATION**

**UPGRADE APPLIANCE PACKAGE -
WOLF, SUBZERO & ASKO
UNITS C AND D CONFIGURATION**



SUBZERO 24" UNDERCOUNTER WINE REFRIGERATOR #UW24S




UPGRADE APPLIANCE PACKAGE - SUBZERO UNDERCOUNTER WINE REFRIGERATOR FOR KITCHEN ISLAND



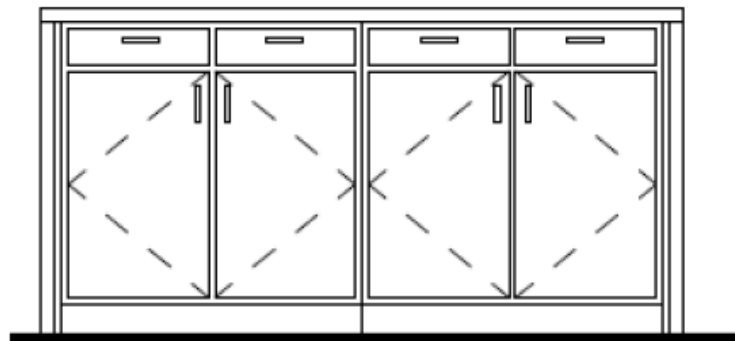
WOLF 24" SLIDE OUT MICROWAVE DRAWER #MD24TES



UPGRADE APPLIANCE PACKAGE - WOLF SLIDE OUT MICROWAVE DRAWER FOR KITCHEN ISLAND



FACING INTO KITCHEN RANGE



FACING INTO ENTRY



**UPGRADE APPLIANCE PACKAGE
STATIONERY BBQ WITH CART
AND BBQ COVER (NO WHEELS)
FOR LANAI AREA**



DCS 36" BBQ WITH CART AND FLIP
COUNTER TOP IN STAINLESS STEEL
#BH1-36R-LP



PROGRESS LIGHTING -
DINING ROOM LIGHT
SERIES: DOME - LED
P5342-3030K9
COLOR: WHITE



**STANDARD LIGHTING
PACKAGE -**

PRICE: INCLUDED

LITHONIA- RECESSED
LIGHTING FOR
HALLWAYS, CLOSETS,
BATHROOMS. ULTRA
THIN 4" DIMMABLE LED.
#WF4 LED 30K MW M6
COLOR: MATTE WHITE



PROGRESS LIGHTING -
KITCHEN ISLAND &
PENINSULA
SERIES: PURE - LED
P5175-3030K9
COLOR: WHITE



JUNO - 2RD SERIES LED
RECESSED DOWNLIGHT
FOR KITCHEN CEILING
2 LED TRIM G2 RD 30K
NFL BWH
COLOR: WHITE TRIM
WITH BLACK BAFFLE



BATHROOM LIGHTED
MIRRORS FOR BATH
VANITY

STANDARD LIGHTING
PACKAGE -

PRICE: INCLUDED



HINKLEY - SMALL UP/
DOWN LIGHT WALL
MOUNT LANTERN.
SERIES: ATLANTIS
#1645BZ-L720
FINISH: BRONZE WITH
ETCHED GLASS LENS



HINKLEY- 6" WIDE LED
OUTDOOR CEILING LIGHT
SERIES: KUBE
#1765BZ
FINISH: BRONZE WITH
ETCHED GLASS LENS




DELTA - BATH EXHAUST FAN
SERIES: BREEZ SIGNATURE
#SIG80-110H
COLOR: WHITE



LITHONIA - LED
UNDERCABINET LIGHTING
SERIES: RAYZER SERIES
#RAZ 30K
COLOR: WHITE
FINISH: BRUSHED NICKEL



GM LIGHTING - LED TAPE LIGHT
WITH DIFFUSER LENS FOR
LIVING ROOM SOFFIT
SERIES: LTR- HO
#LTR-120024-HO-35
COLOR: NATURAL WHITE



LITHONIA - 2' LED HANDS FREE
WITH INTERGRATED PIR MOTION
SENSOR #SGLL LED LINEAR
COLOR: WHITE WITH BRONZE



INSOLROLL
LINE: EQUINOX
COLOR: WHITE
FINISH: SOLAR SHADE
SIZE: 10% OPENNESS

**STANDARD FOR WINDOW
COVERING IN LIVING ROOM.**

3 SEPARATE PANEL SHADES WITH
ONE MOTOR CONTROL.
WOVEN IN A 2 X 2 BASKETWEAVE
CONFIGURATION TO MAXIMIZE
CLARITY OF VIEW.

PICTURE FOR CONCEPT ONLY

PRICE: INCLUDED

**UPGRADE 60" HAIKU FAN IN
WHITE ALUMINUM WITH LED
LIGHT, SENSE ME OPERATION
FOR LIVING ROOM, ALL
BEDROOMS**



BIG ASS FAN
SERIES: HAIKU
#: S3150-X2-AW-C-01-0402
COLOR: WHITE # F259
DIM: 60" DIA. X 12.3"H

UPGRADE RECESSED LIGHTING
IN LIVING AND DINING ROOM
(6 TOTAL), AND ALL BEDROOMS
(4 IN EACH BEDROOM) WITH
DIMMER SWITCHES

LITHONIA- RECESSED LIGHTING
ULTRA THIN 4" DIMMABLE LED.
#WF4 LED 30K MW M6
COLOR: MATTE WHITE






UPGRADE FOR PRE-WIRE FOR ENTIRE HOME FOR FUTURE NETWORKING, CONTROL 4 DISTRIBUTED AUDIO AND SECURITY SYSTEMS

Upon selection of this package you will have to contact Control Freaks, Maui to design your individual needs for your home.

Contact Dom McCombs:
DOM@CONTROLFREAKSHAWAII.COM



UPGRADE FOR PRE-WIRE FOR ENTIRE HOME TO SUPPORT:

NETWORK, CONTROL 4 DISTRIBUTED AUDIO (MUSIC, AND SECURITY SYSTEM

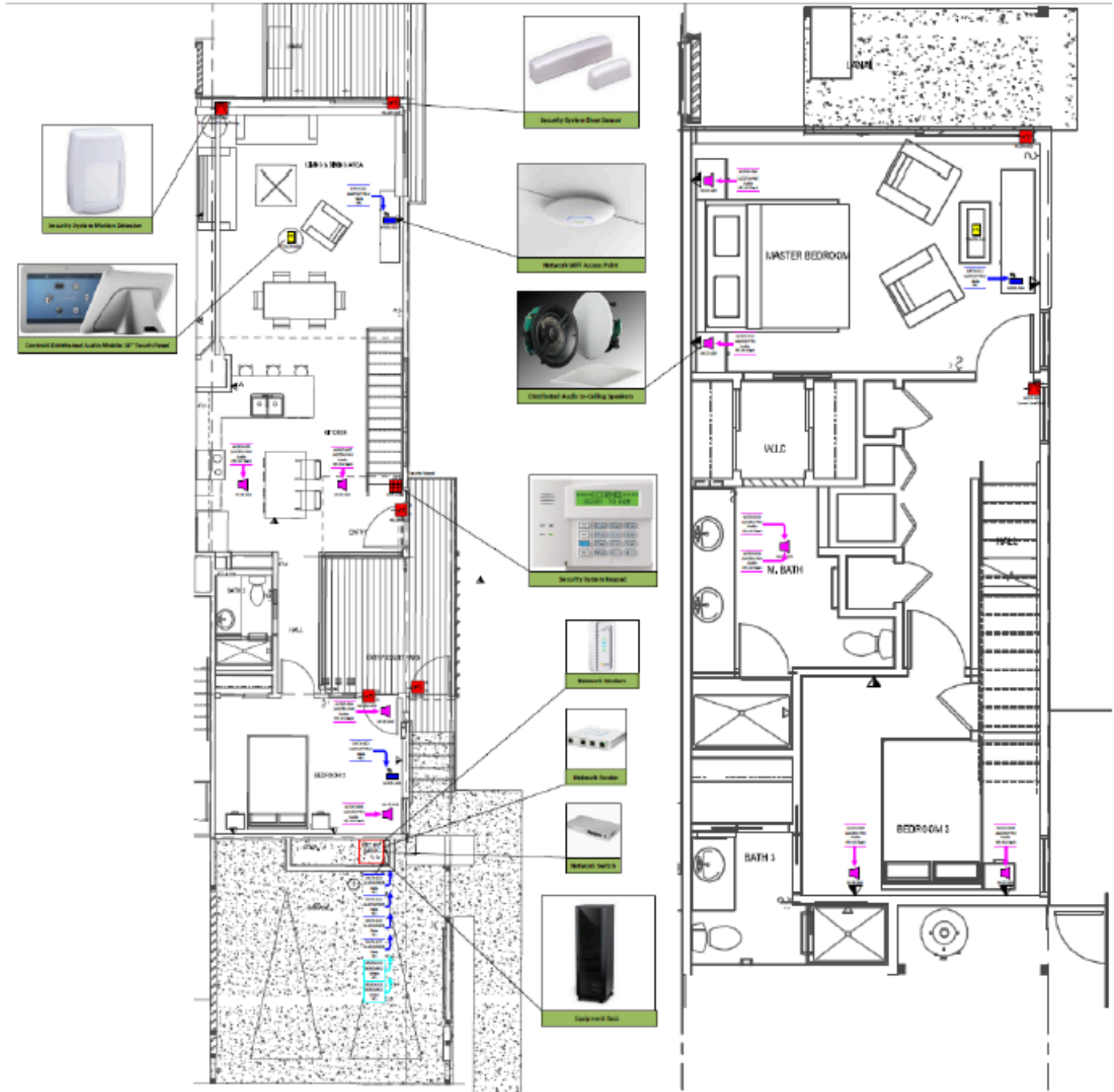
UPON SELECTION OF THIS PACKAGE YOU WILL HAVE TO CONTACT CONTROL FREAKS, MAUI TO DESIGN YOUR INDIVIDUAL NEEDS FOR YOUR HOME. THEY WILL BE ABLE TO FURNISH FINISH PACKAGES SUCH AS:

CONTROL 4, TV/ HOME THEATER SYSTEM, EQUIPMENT RACK, LIGHTING CONTROL SYSTEM, HVAC INTEGRATION, AND SHADE INTEGRATION.

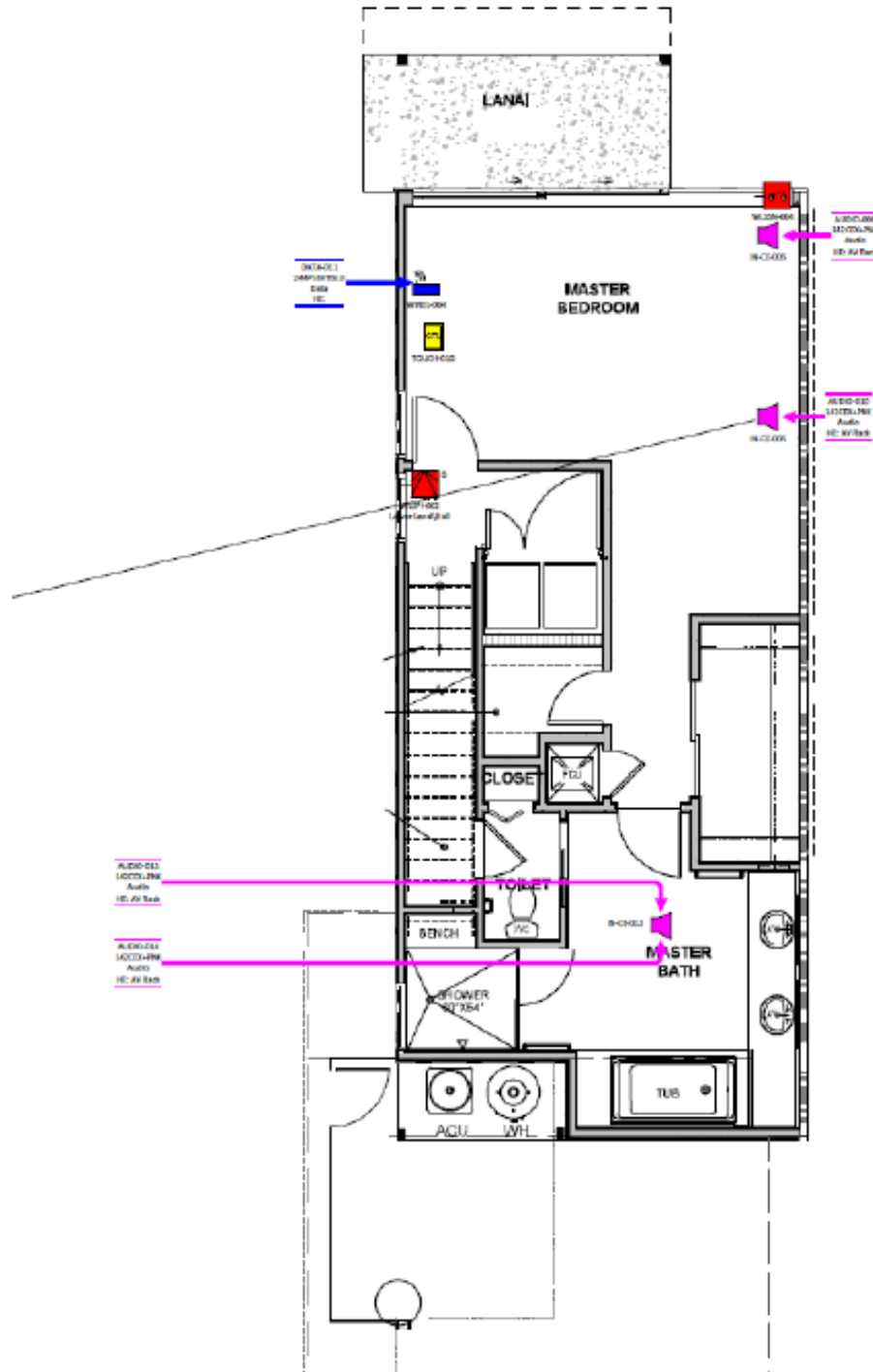
This Proposal only represents the Pre-Wire Rough-In Labor, Cables and Wires to support Finish Systems and Equipment. There is no Finish Equipment or Accessories included in this Proposal. A separate Proposal will be prepared for each Owner based on the approved and installed Rough-in System Packages.

ROUGH-IN/ PRE-WIRE SUGGESTED
LOCATIONS ONLY

UNITS A AND D

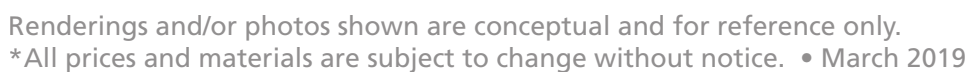


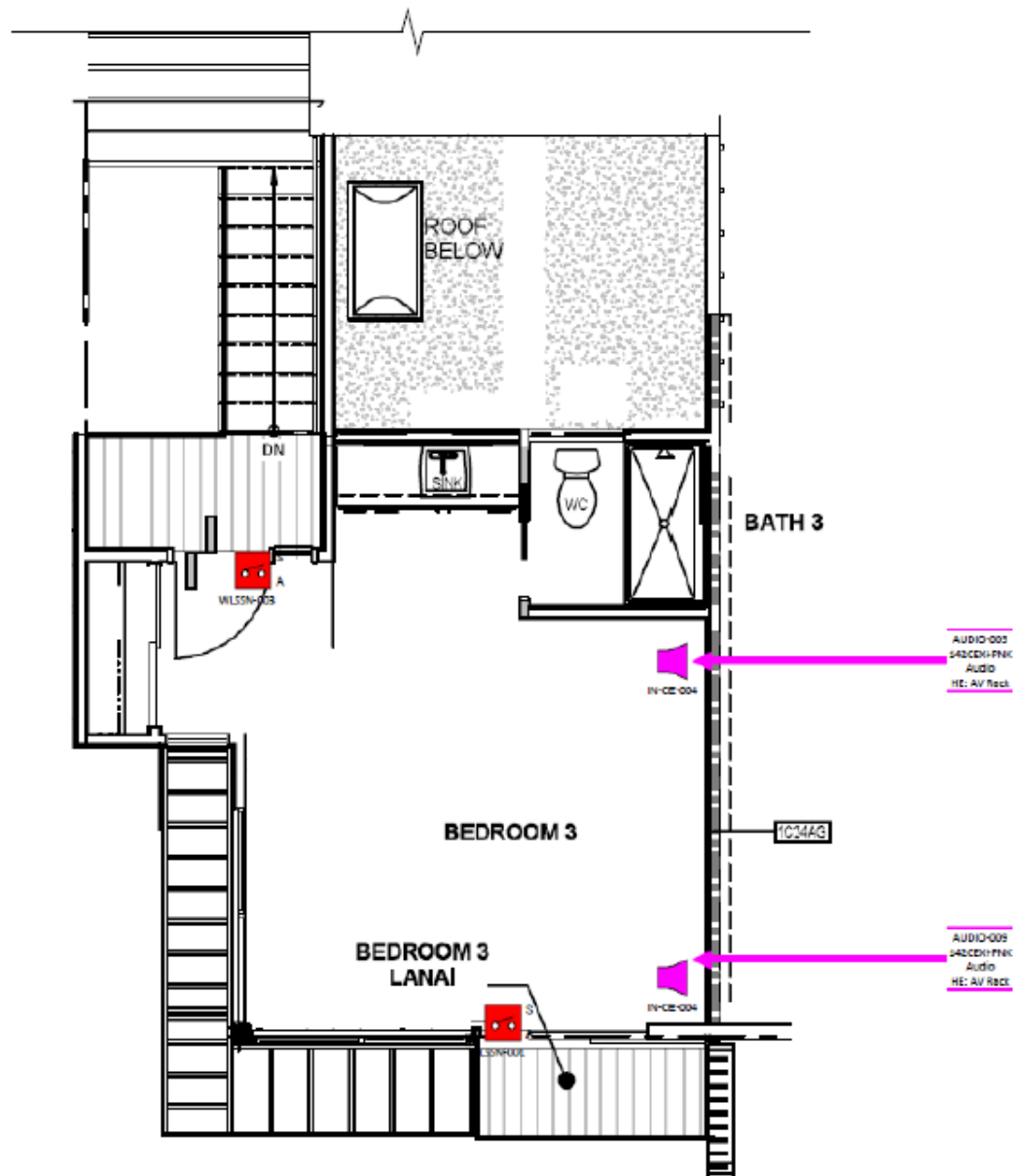
UNITS A AND D - LUXURY UPGRADE OPTION



74

UNITS B AND C



ROUGH-IN/ PRE-WIRE SUGGESTED
LOCATIONS ONLYUNITS B AND C WITH GUEST HOUSE -
3RD FLOOR

Renderings and/or photos shown are conceptual and for reference only.

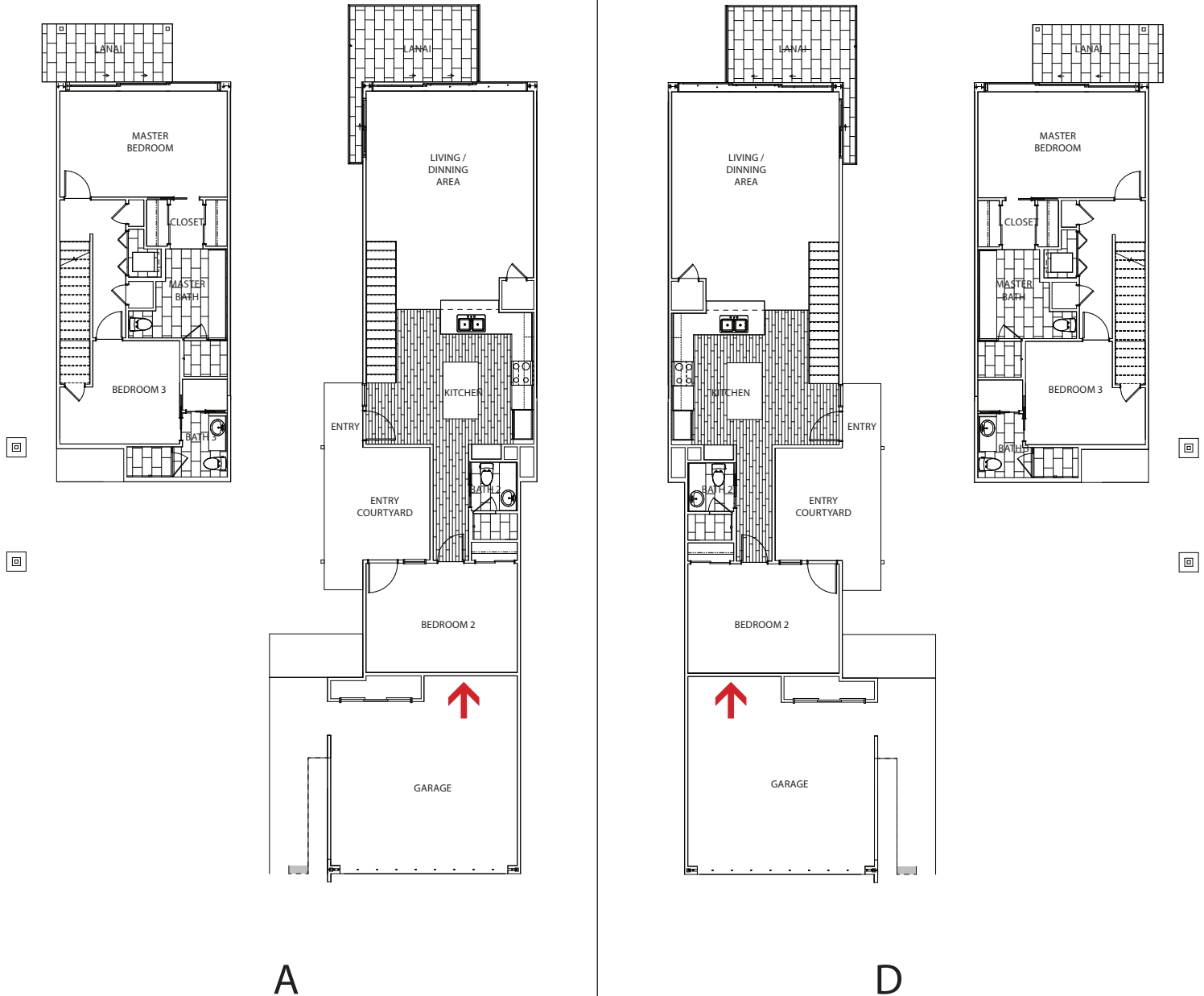
*All prices and materials are subject to change without notice. • March 2019

**UPGRADE TO JUICE BOX PRO
ELECTRICAL VEHICLE CHARGER
IN GARAGE. 220V, 75 AMP**

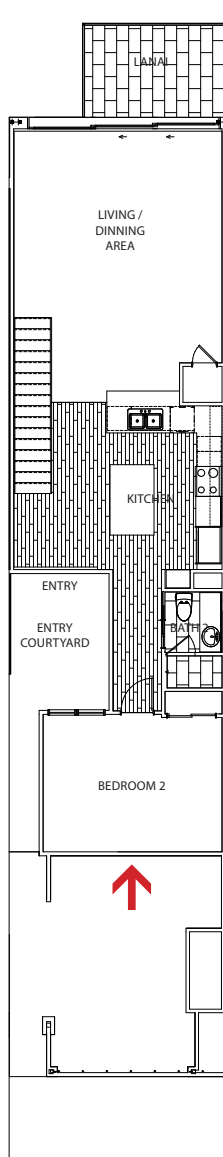


JUICE BOX PRO ELECTRIC VEHICLE
CHARGER WITH 220 VOLTS, 75 AMP
CIRCUIT

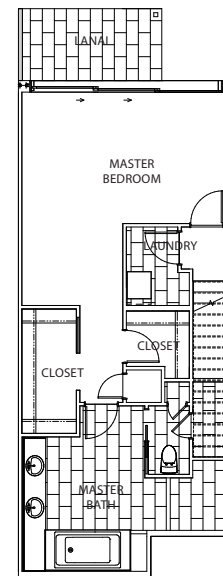
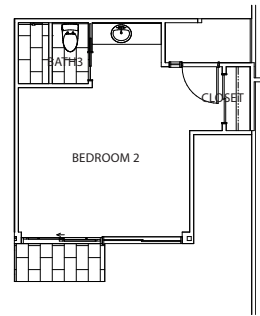
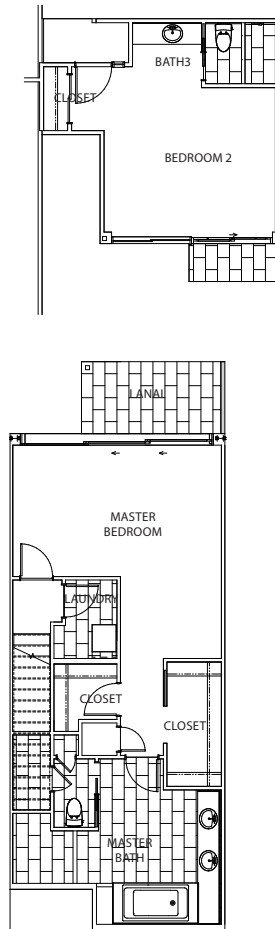
SUGGESTED LOCATIONS ONLY



SUGGESTED LOCATIONS ONLY



B



C

UPGRADE TO SOLAR READY PACKAGE

- 10KW INTERCONNECTING APPLICATION WITH MECO
- ELECTRICAL PERMIT FOR SYSTEM ROUGH-IN
- SYSTEM ROUGH-IN, INCLUDING ALL THE ELECTRICAL RACEWAY CONDUITS AND ENCLOSURES REQUIRED FOR THE INSTALLATION OF A FUTURE PHOTOVOLTAIC SYSTEM.

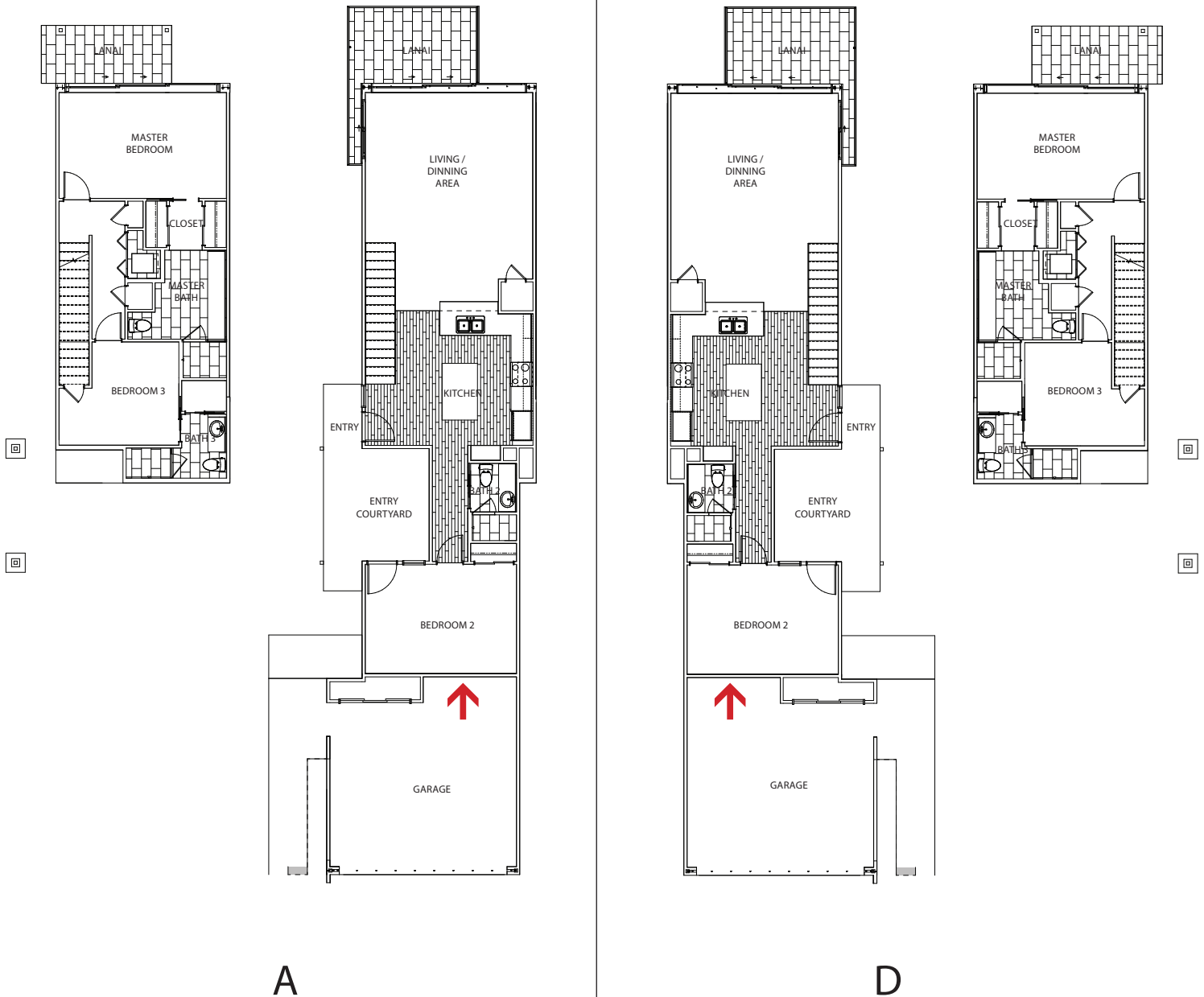
PLEASE NOTE:

Conductors, Panelboards and Breakers are not included in the rough-in package above.

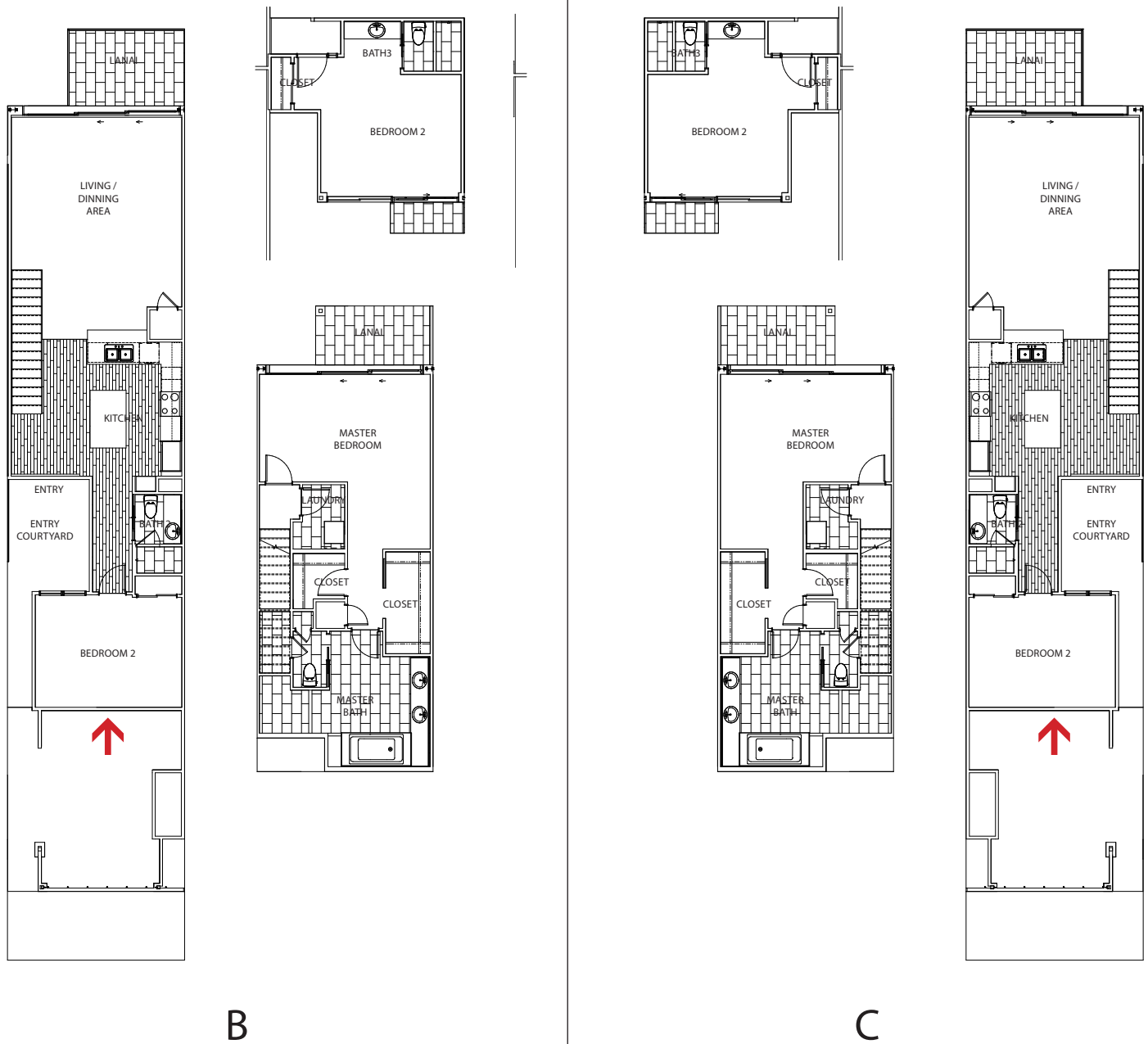
Contact Rising Sun Maui: MITCH SANDERS

MITCH@RISINGSUNSOLAR.COM

SUGGESTED LOCATIONS ONLY



SUGGESTED LOCATIONS ONLY





INSOLROLL
LINE: EQUINOX
COLOR: CHARCOAL/ COCOA
FINISH: SOLAR SHADE
SIZE: 4% OPENNESS

**PLEASE SELECT ONE WINDOW
COVERING UPGRADE OPTION:**

OPTION #1:
UPGRADE FOR WINDOW COVERING
IN LIVING ROOM.

3 SEPARATE PANEL SHADES WITH 3
MOTOR CONTROLS TO CONTROL
SEPARATELY.


WOVEN IN A 2 X 2 BASKETWEAVE
CONFIGURATION TO MAXIMIZE
CLARITY OF VIEW



INSOLROLL
LINE: SILVERSCREEN
COLOR: WHITE
FINISH: 4% OPENNESS SOLAR SHADE



INSOLROLL
LINE: SILVERSCREEN
COLOR: BRONZE
FINISH: 4% OPENNESS SOLAR SHADE



**OPTION #2:
UPGRADE FOR WINDOW COVERING
IN LIVING ROOM.**

3 SEPARATE PANEL SHADES WITH 3
MOTOR CONTROLS TO CONTROL
SEPARATELY.

SILVER SCREEN FABRIC IS AN
INNOVATIVE BREAKTHROUGH IN SOLAR
HEAT AND LIGHT CONTROL. FEATURING
AN ULTRA FINE LAYER OF ALUMINUM
APPLIED TO THE BACK OF THE FABRIC.
SILVERSCREEN BRINGS THE GLARE
CONTROL AND VIEW THROUGH OF
DARK FABRICS AND THE HEAT CONTROL
OF LIGHT FABRICS TOGETHER IN THIS
HIGHLY EFFECTIVE SOLAR SHADE.

**OPTION #3:
UPGRADE FOR WINDOW COVERING
IN LIVING ROOM.**

3 SEPARATE PANEL SHADES WITH 3
MOTOR CONTROLS TO CONTROL
SEPARATELY.

SILVER SCREEN FABRIC IS AN
INNOVATIVE BREAKTHROUGH IN SOLAR
HEAT AND LIGHT CONTROL. FEATURING
AN ULTRA FINE LAYER OF ALUMINUM
APPLIED TO THE BACK OF THE FABRIC.
SILVERSCREEN BRINGS THE GLARE
CONTROL AND VIEW THROUGH OF
DARK FABRICS AND THE HEAT CONTROL
OF LIGHT FABRICS TOGETHER IN THIS
HIGHLY EFFECTIVE SOLAR SHADE.



STANDARD GARAGE DOOR

SINGLE GARAGE FOR
UNITS B AND C

DOUBLE GARAGE DOORS FOR
UNITS A AND D

CLEAR ANODIZED FRAME
WITH WHITE LAMINATE GLASS
OR SIMILAR



STANDARD DOORS & WINDOWS

– Photos are for reference only.

FRONT DOOR WITH SIDELITE
STYLE DOOR

CLOSET/ BATH POCKET DOORS

MASTER CLOSET/STORAGE CLOSET
BI-PASS DOORS

MASTER CLOSET BI-PASS DOORS



INTERIOR DOORS FLUSHED PANEL

CLOSET LOUVERED
DOORSLAUNDRY/ CLOSET FRENCH
DOOR

STANDARD DOORS & WINDOWS

– Photos are for reference only.



INTERIOR COURTYARD SLIDER DOOR IN
CLEAR ANODIZED FINISH



LOUVERED WINDOWS IN CLEAR
ANODIZED FINISH



LIVING ROOM
MULTI SLIDER DOORS WITH FIXED PANEL (OXX)
LIVING ROOM FOR A AND D UNITS/ AND
MASTER BEDROOM
SLIDER DOOR WITH FIXED PANEL (OX)



STANDARD WHITE WIRE SHELVING

PRICE: INCLUDED

WHITE WIRE SHELVING UNITS IN CLOSETS
IMAGE SHOWN IS CONCEPTUAL, NOT ACTUAL




BASE CABINET PULL OUT
SHELVING OR SIMILAR



CUTLERY DRAWER OR
SIMILAR



SPICE RACK DRAWER
OR SIMILAR




DIVIDER TRAYS OR
SIMILAR



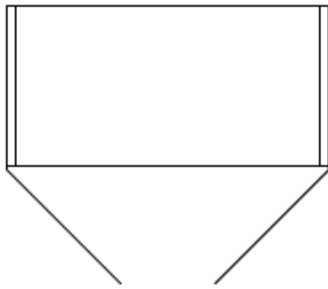
BASE CABINET PULL OUT
SHELVING OR SIMILAR



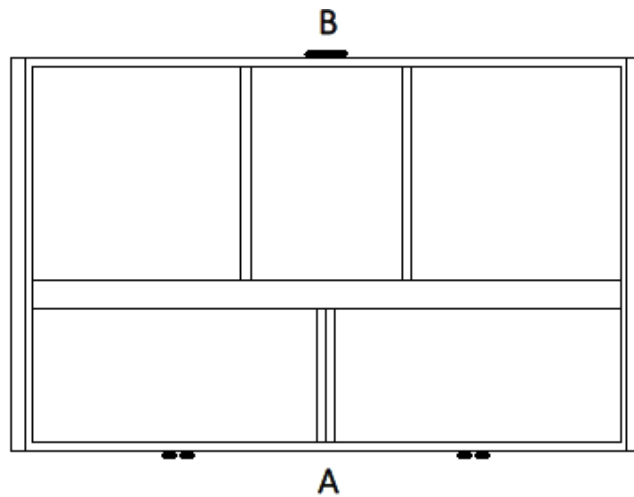
UNDER SINK PULL OUT
SHELVING OR SIMILAR



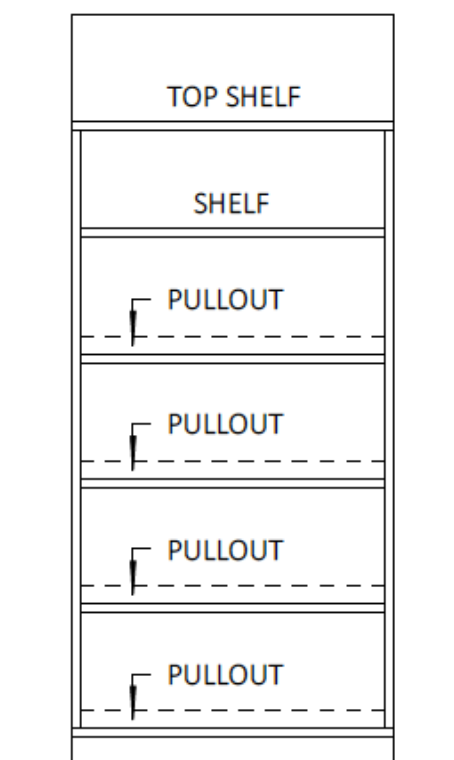
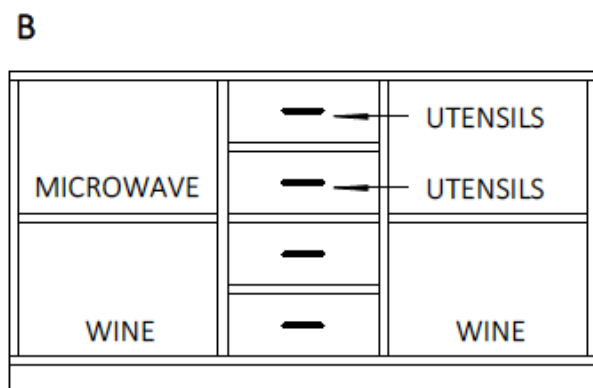
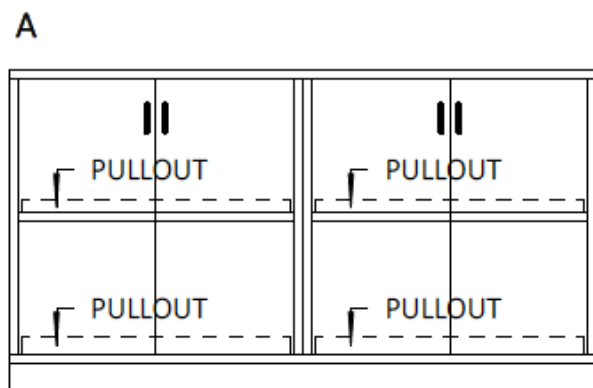
PANTRY PULL OUTS SHELVING
OR SIMILAR

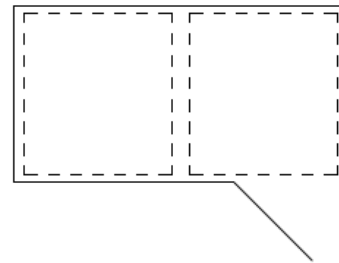
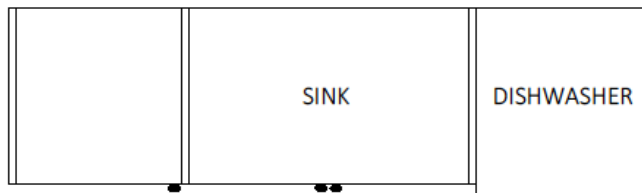


PLAN VIEW



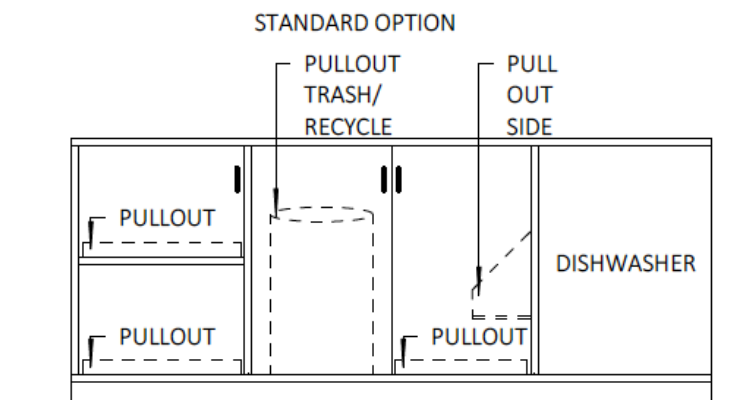
FRONT ELEVATION VIEW

**KITCHEN PANTRY
A AND B UNITS****KITCHEN ISLAND
A AND B UNITS**

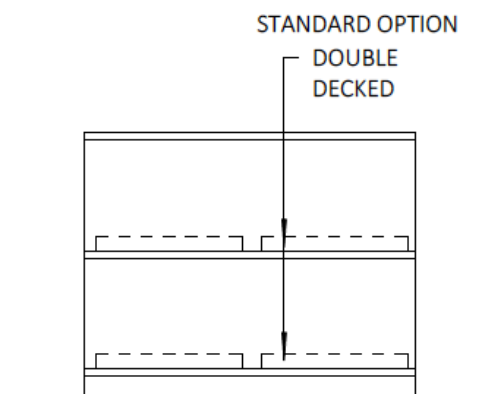


PLAN VIEW

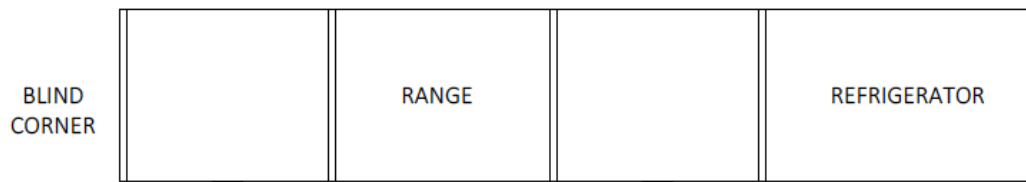
FRONT ELEVATION VIEW



**KITCHEN SINK WALL
A AND B UNITS**

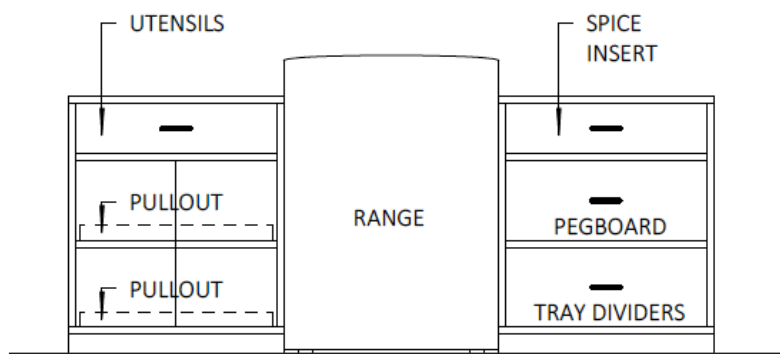


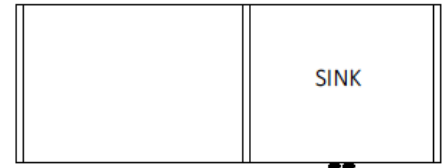
**KITCHEN BLIND CORNER
A AND B UNITS**



PLAN VIEW

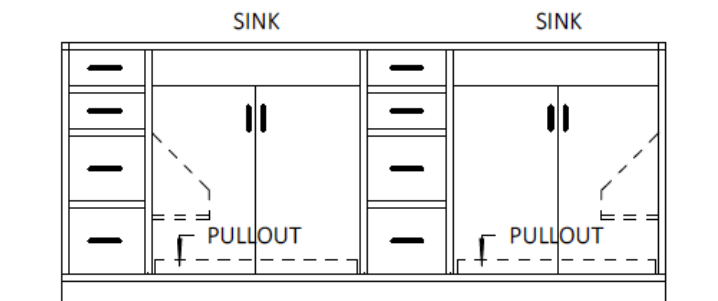
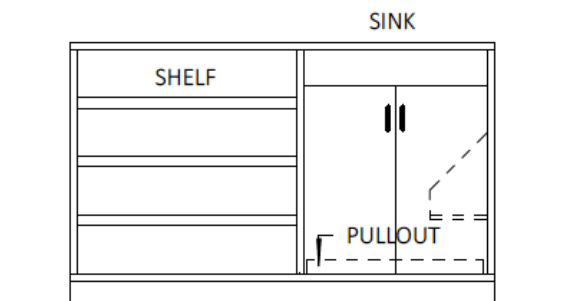
FRONT ELEVATION VIEW

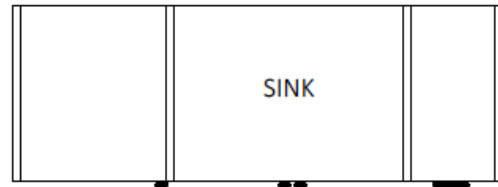
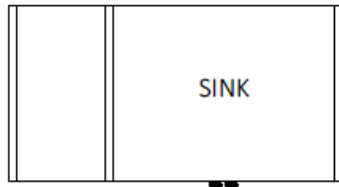
**KITCHEN RANGE WALL
A AND B UNITS**



PLAN VIEW

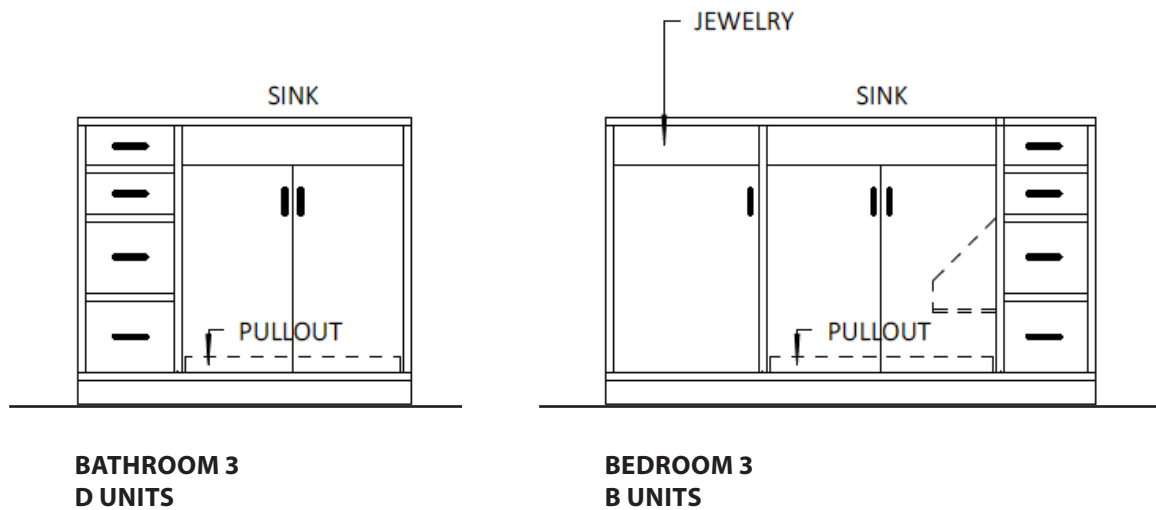
FRONT ELEVATION VIEW

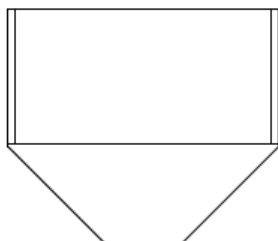
**MASTER BATHROOM
A AND B UNITS****BATHROOM 2
A AND B UNITS**



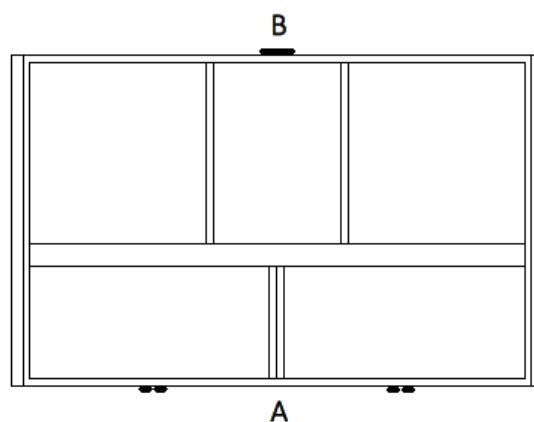
PLAN VIEW

FRONT ELEVATION VIEW

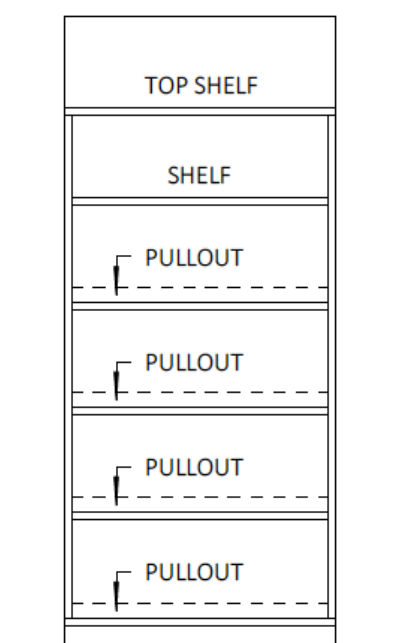
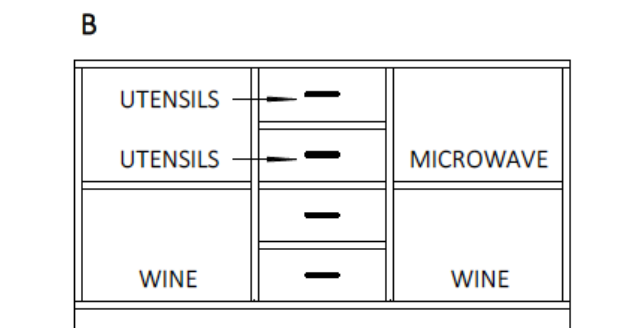
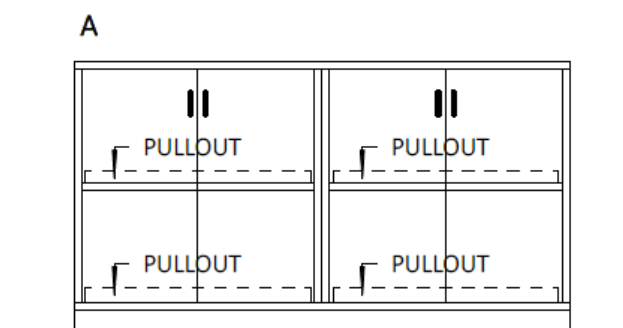


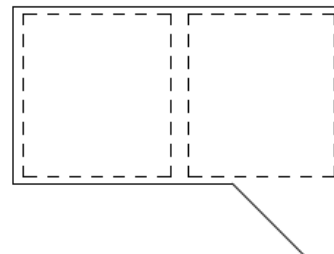
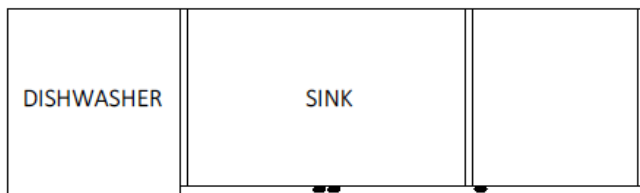


PLAN VIEW



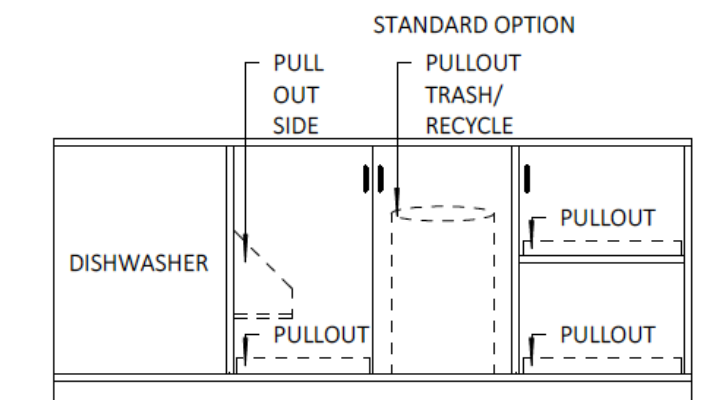
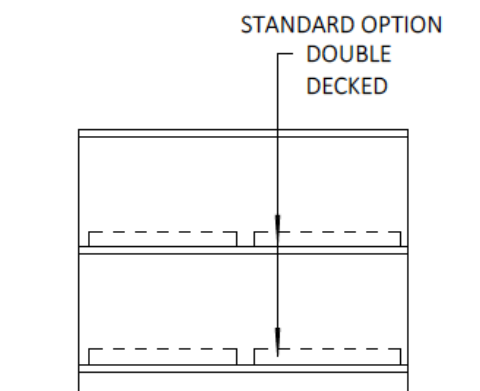
FRONT ELEVATION VIEW


**KITCHEN PANTRY
C AND D UNITS****KITCHEN ISLAND
C AND D UNITS**



PLAN VIEW

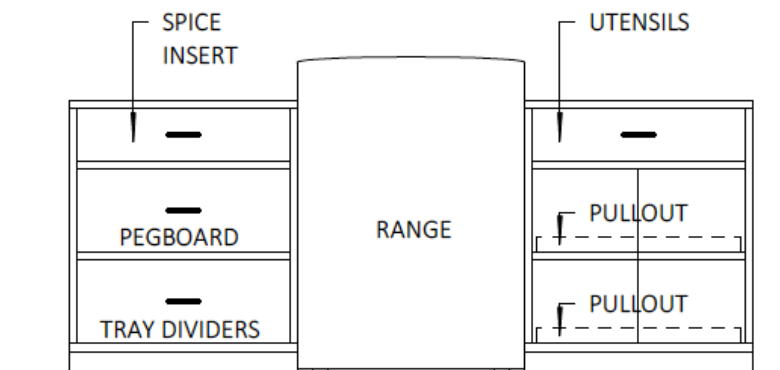
FRONT ELEVATION VIEW

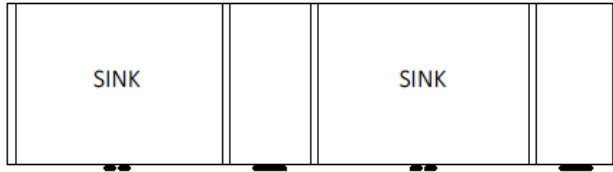
**KITCHEN SINK WALL
C AND D UNITS****KITCHEN BLIND CORNER
C AND D UNITS**



PLAN VIEW

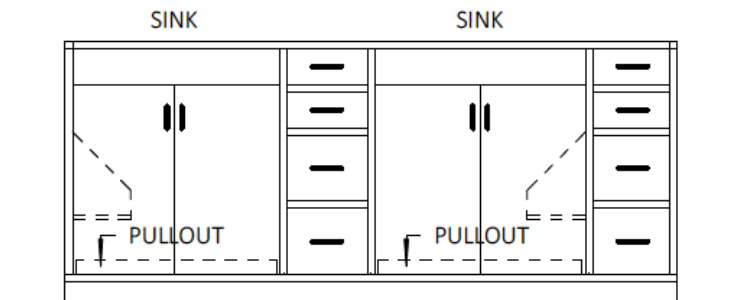
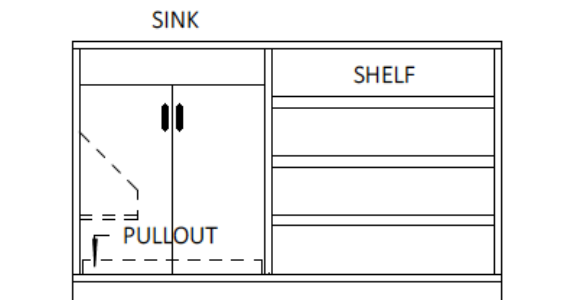
FRONT ELEVATION VIEW

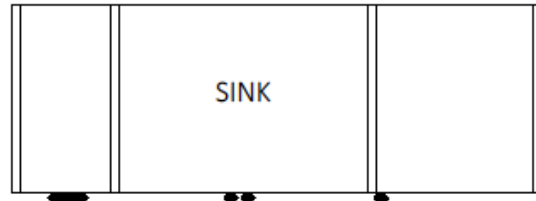
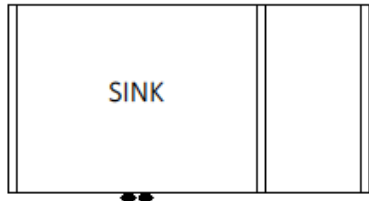
**KITCHEN RANGE WALL
C AND D UNITS**



PLAN VIEW

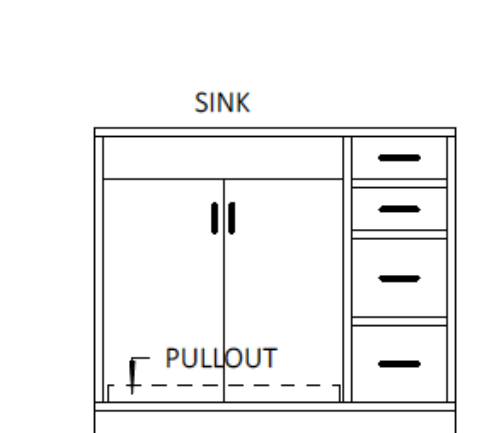
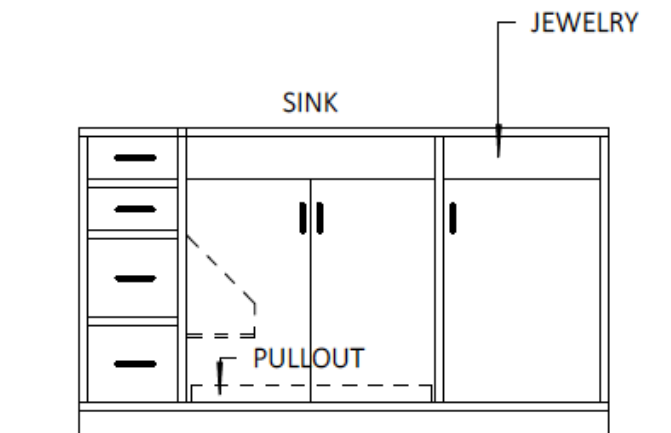
FRONT ELEVATION VIEW


**MASTER BATHROOM
C AND D UNITS****BATHROOM 2
C AND D UNITS**



PLAN VIEW

FRONT ELEVATION VIEW


**BATHROOM 3
A UNITS****BEDROOM 3
C UNITS**



WHITE MELAMINE



PICKLED MAPLE LAMINATE



PALISANDRO WALNUT LAMINATE

UPGRADE CLOSET SYSTEMS

OPTION 1: BASIC PACKAGE
PLEASE SELECT ONE LAMINATE COLOR

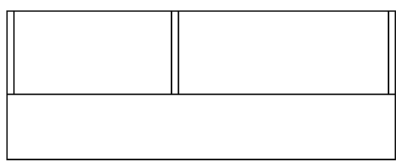
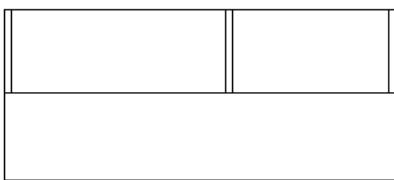
CHOICE:

OPTION A: WHITE LAMINATE

OPTION B: PICKLED MAPLE LAMINATE

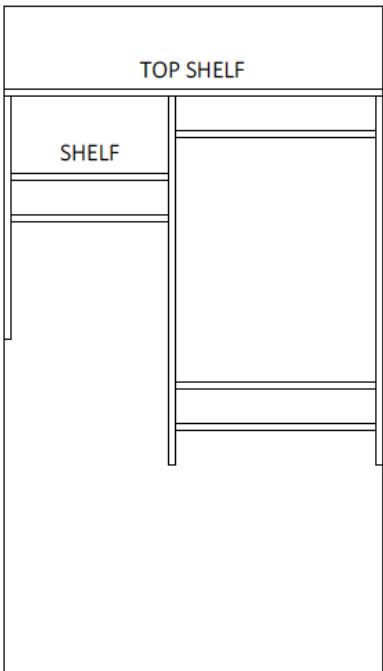
OPTION C: PALISANDRO WALNUT
LAMINATE

BASIC PACKAGE - UNIT A

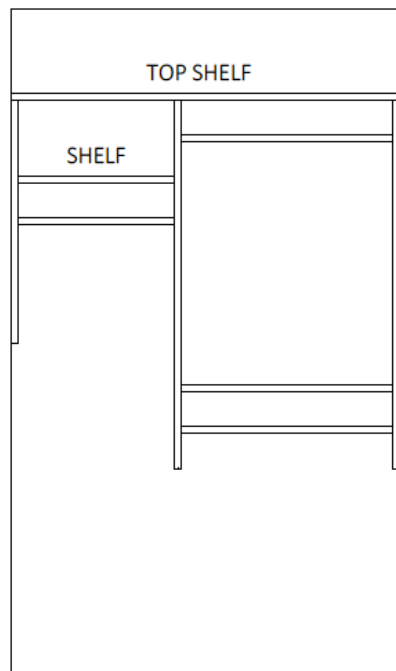
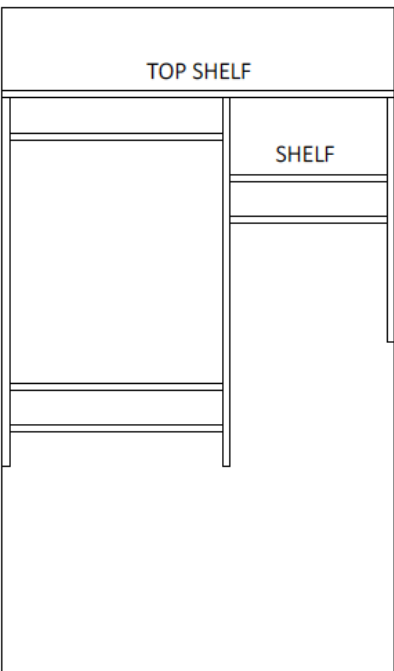


PLAN VIEW

FRONT ELEVATION VIEW

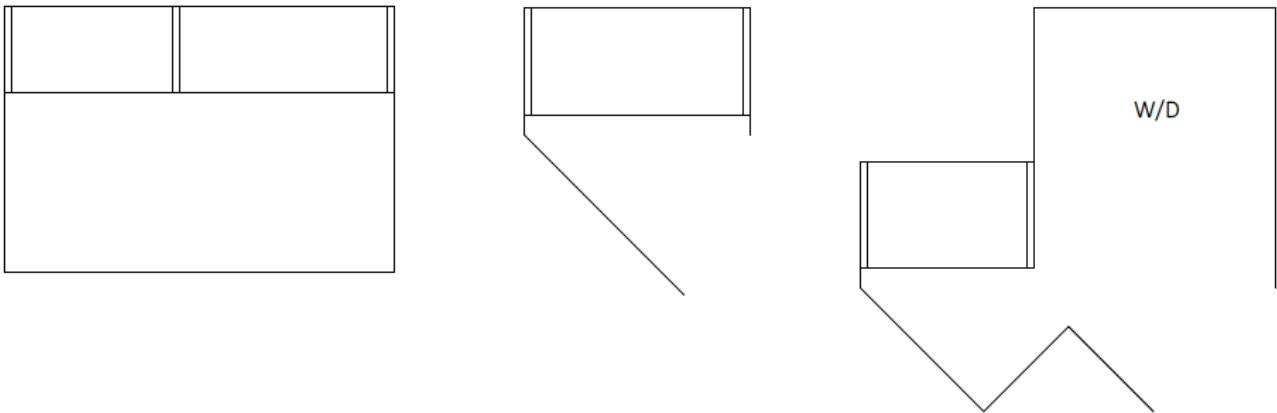


**MASTER CLOSET
A UNIT**



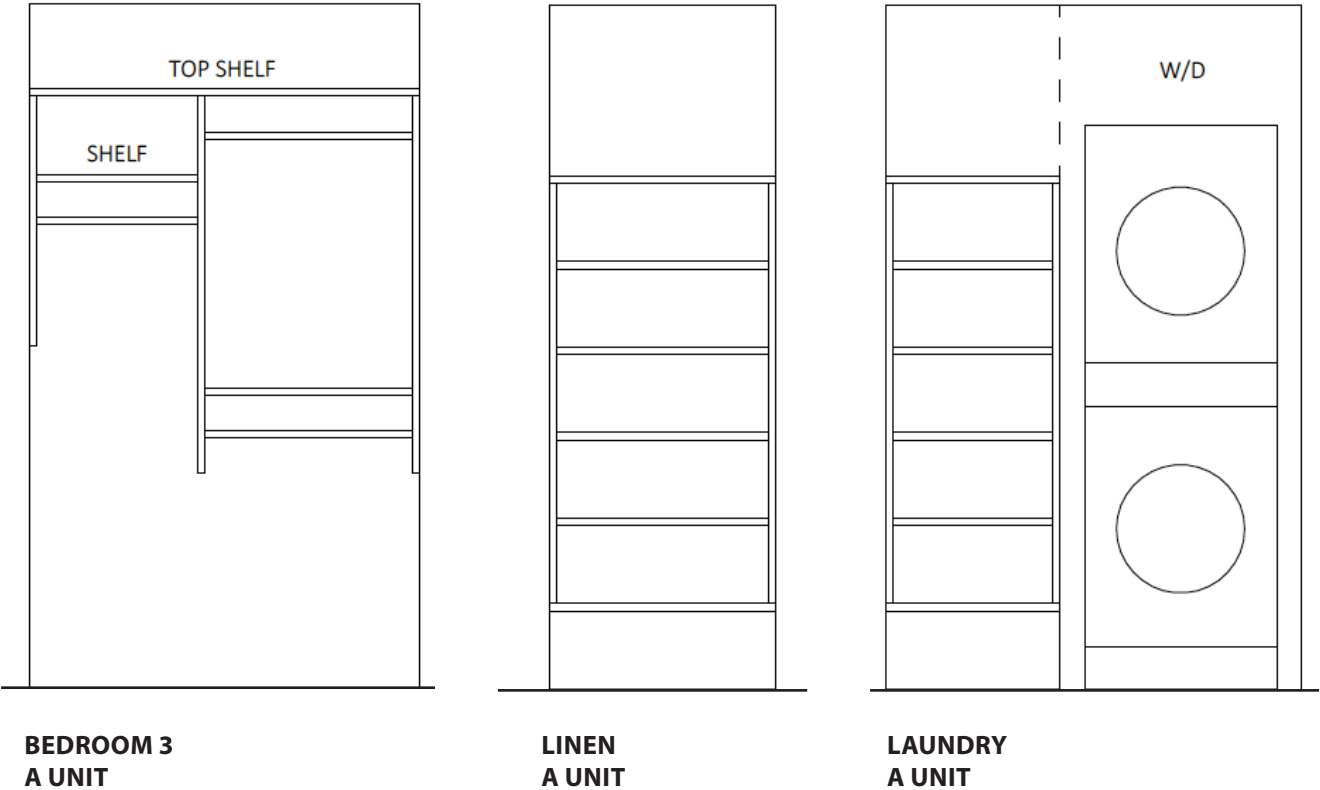
**BEDROOM 2
ENTRY LEVEL
A UNIT**

BASIC PACKAGE - UNIT A

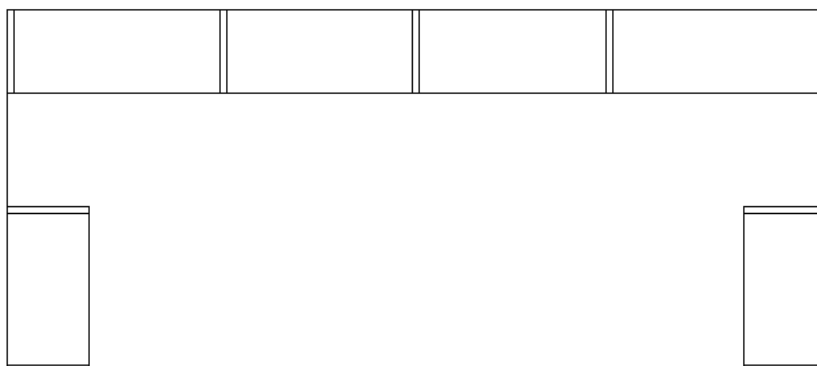


PLAN VIEW

FRONT ELEVATION VIEW

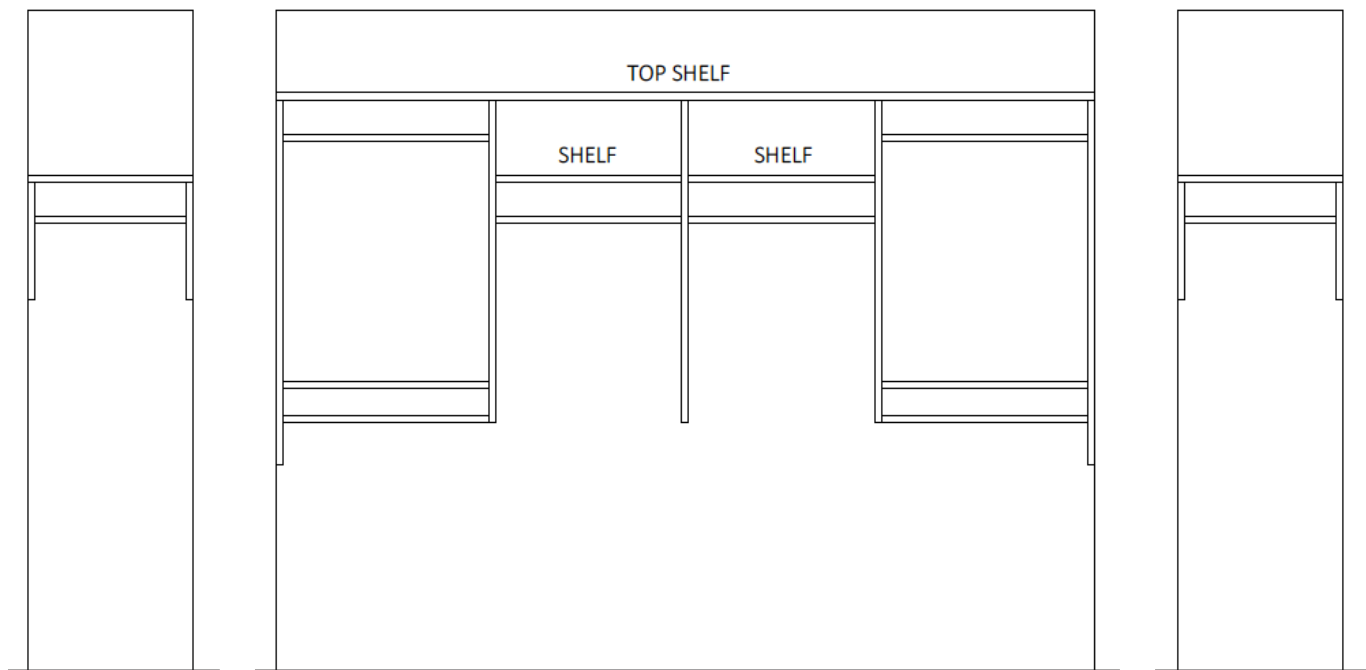


BASIC PACKAGE - UNIT B



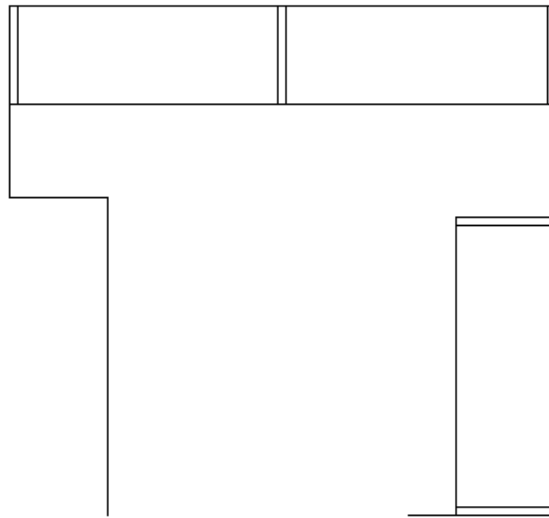
PLAN VIEW

FRONT ELEVATION VIEW



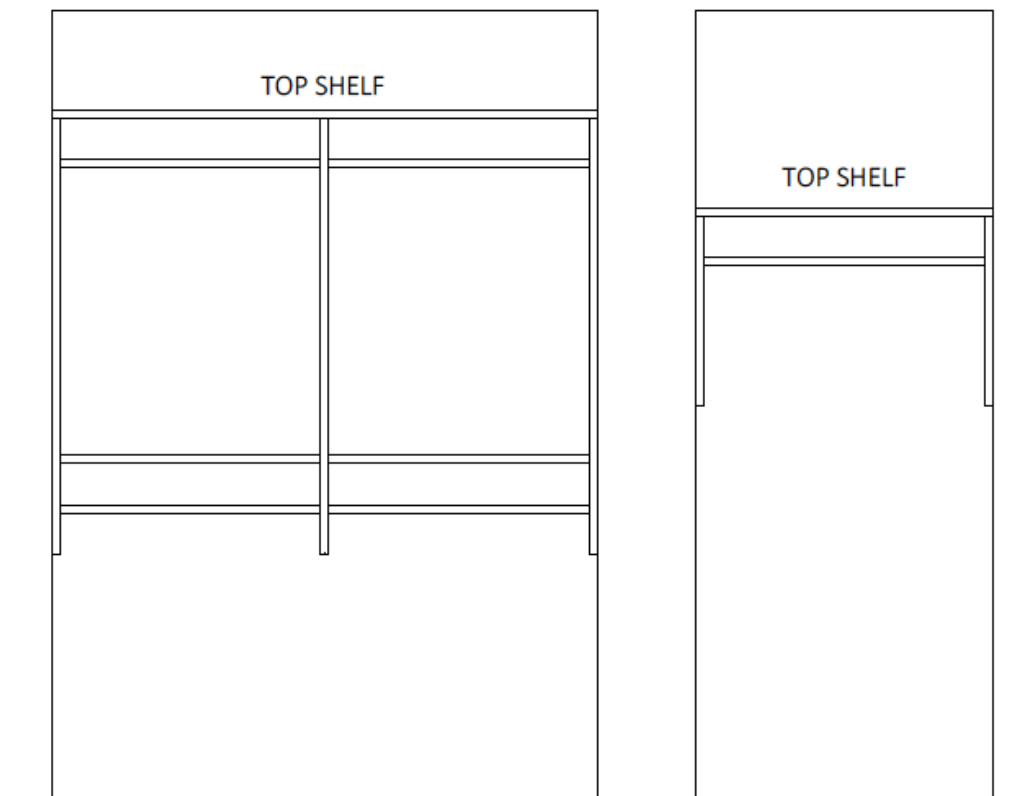
**MASTER CLOSET
B UNIT**

BASIC PACKAGE - UNIT B

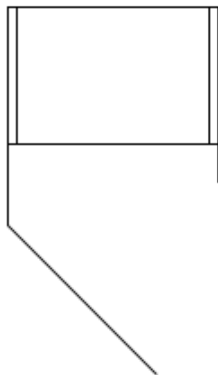


PLAN VIEW

FRONT ELEVATION VIEW

**MASTER CLOSET
B UNIT**


BASIC PACKAGE - UNIT B



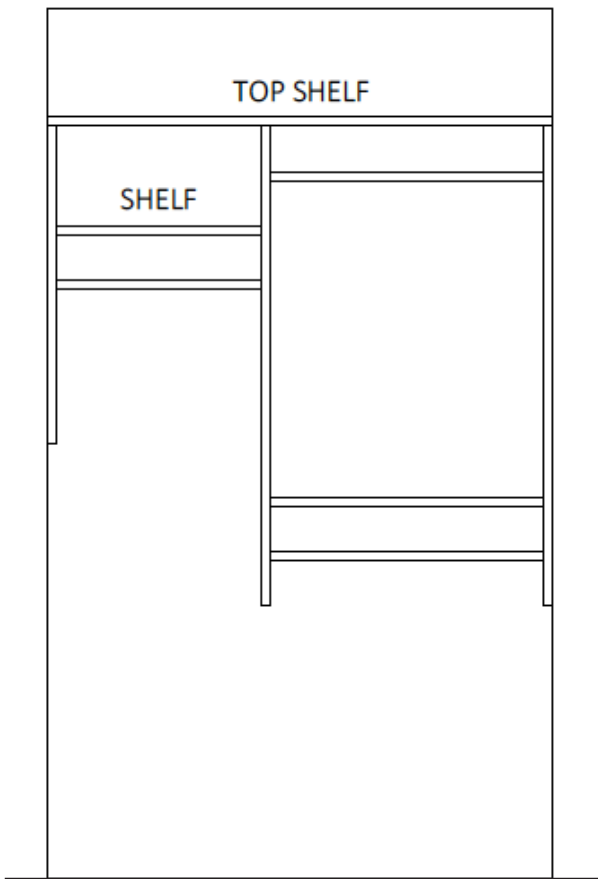
PLAN VIEW



FRONT ELEVATION VIEW

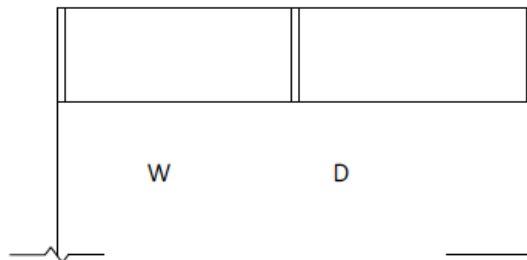
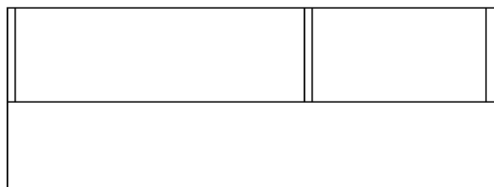


**BATH LINEN
B UNIT**



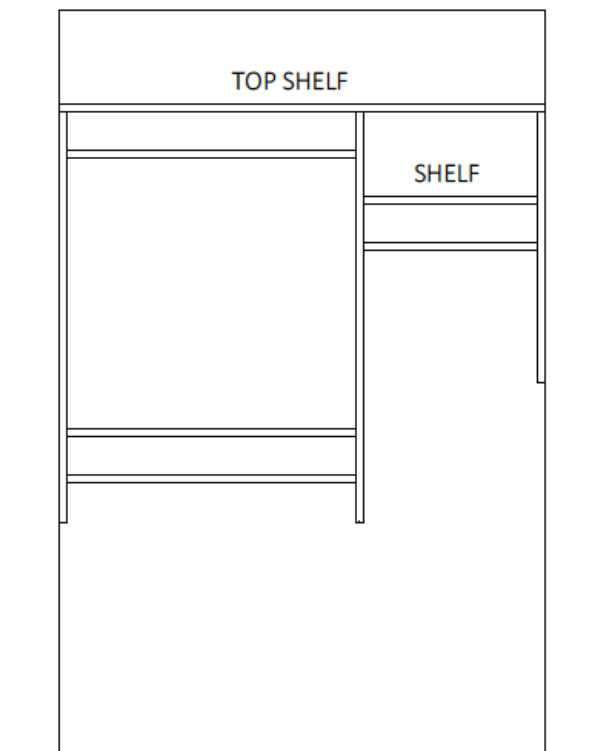
**BEDROOM 2
B UNIT**

BASIC PACKAGE - UNIT B

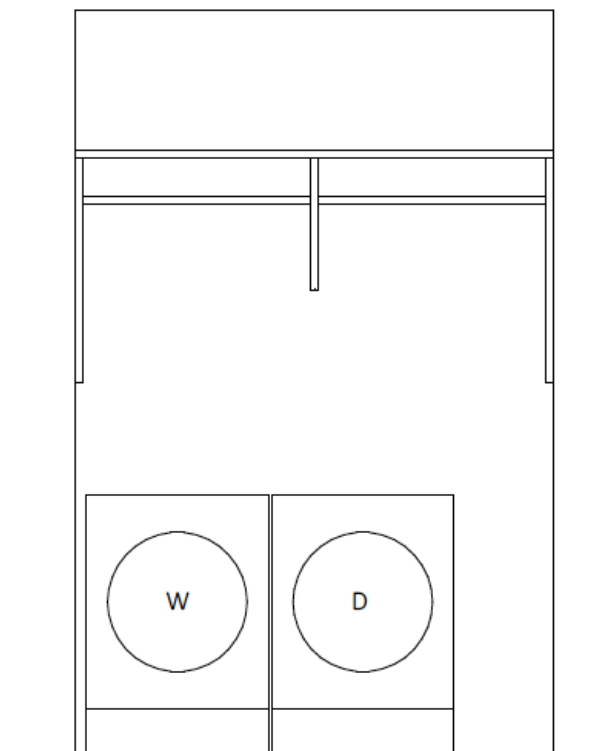


PLAN VIEW

FRONT ELEVATION VIEW




**BEDROOM 3
B UNIT**



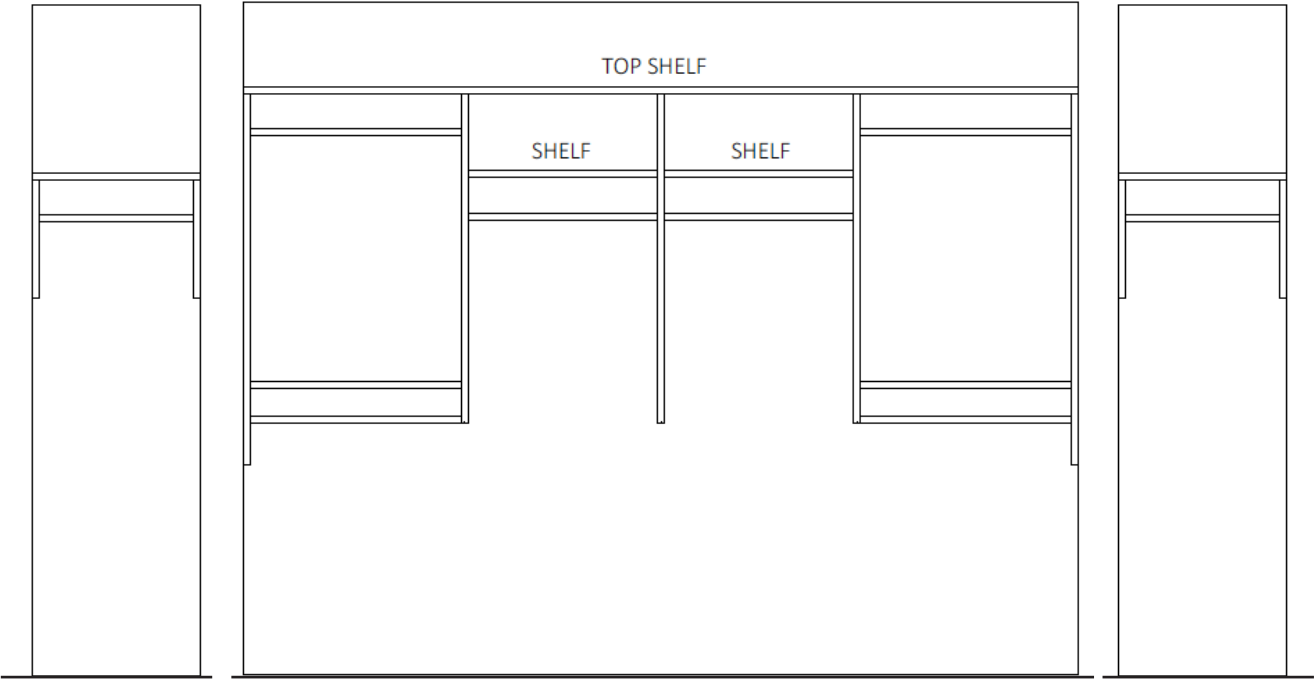
**LAUNDRY
B UNIT**

BASIC PACKAGE - UNIT C



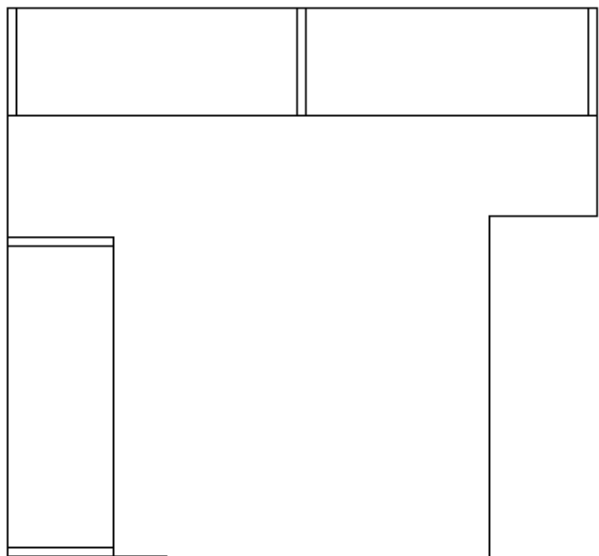
PLAN VIEW

FRONT ELEVATION VIEW



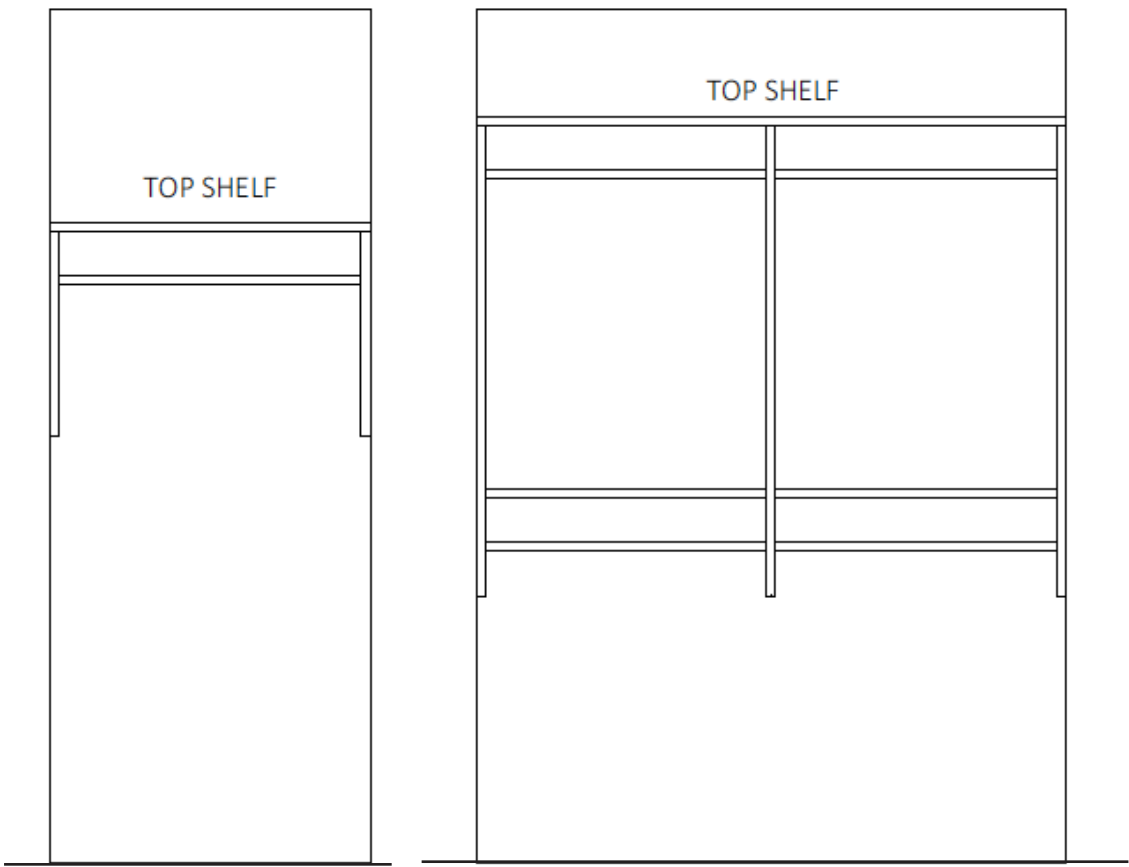
**MASTER CLOSET
C UNIT**

BASIC PACKAGE - UNIT C



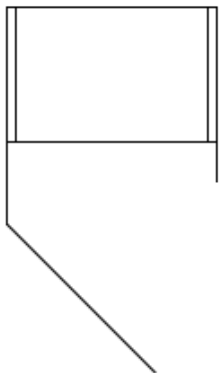
PLAN VIEW

FRONT ELEVATION VIEW

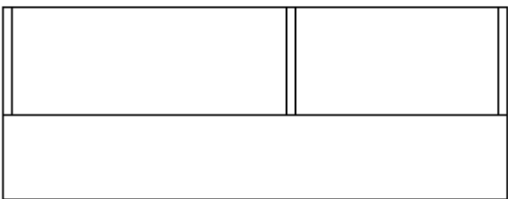


**MASTER CLOSET
C UNIT**


BASIC PACKAGE - UNIT C



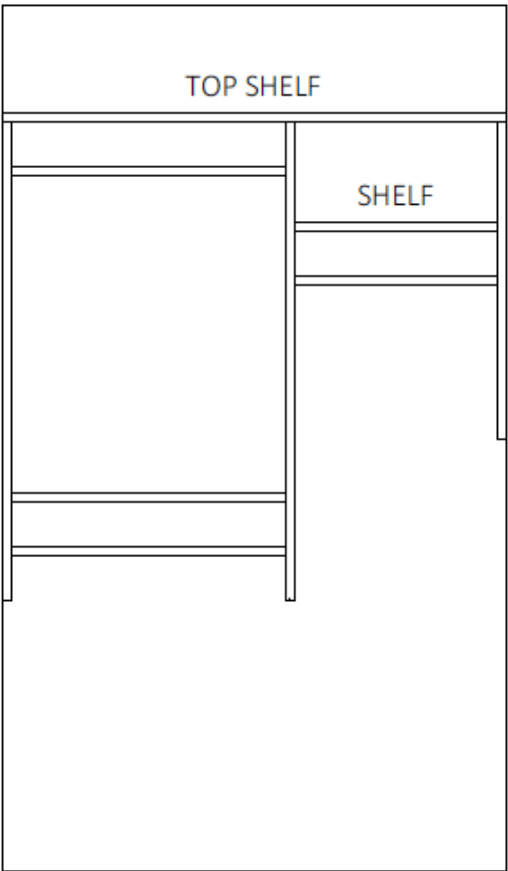
PLAN VIEW



FRONT ELEVATION VIEW

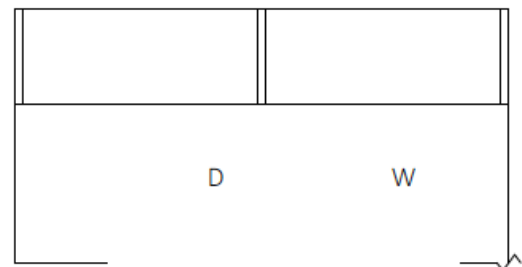
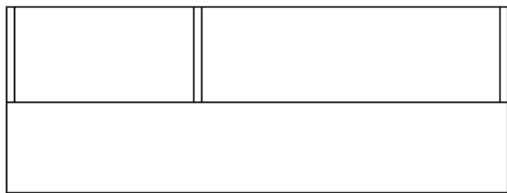


BATH LINEN
C UNIT



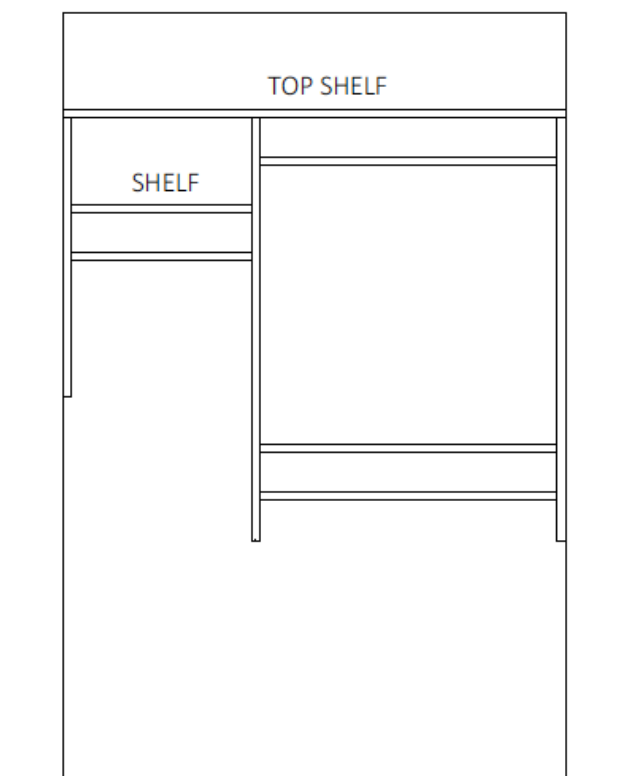
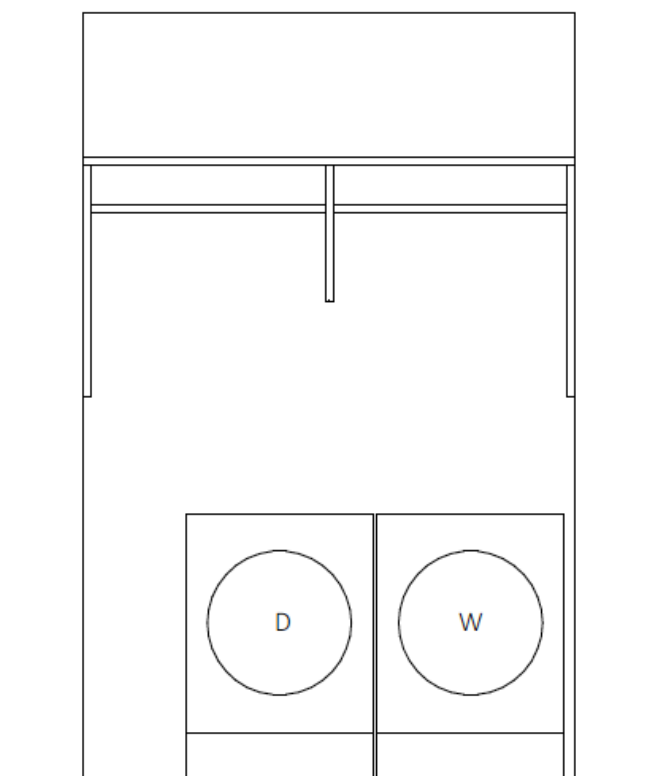
BEDROOM 2
C UNIT

BASIC PACKAGE - UNIT C




PLAN VIEW

FRONT ELEVATION VIEW

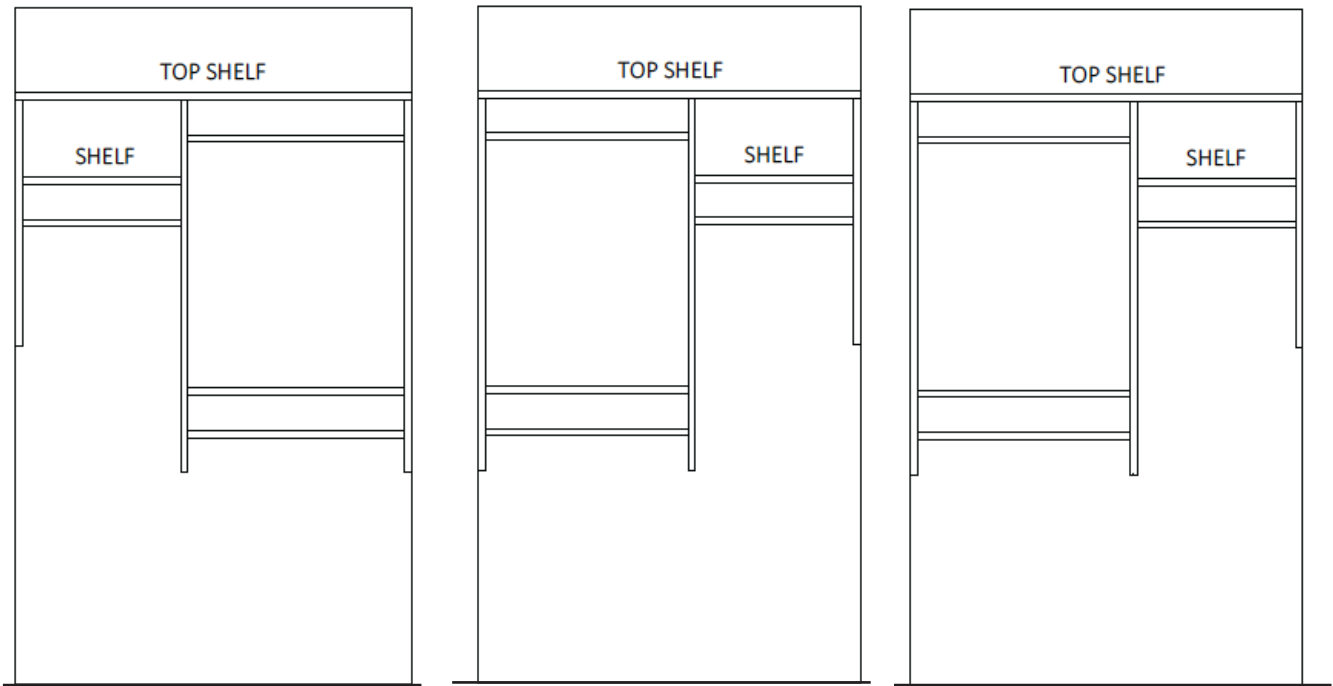
**BEDROOM 3
C UNIT****LAUNDRY
C UNIT**

BASIC PACKAGE - UNIT D



PLAN VIEW

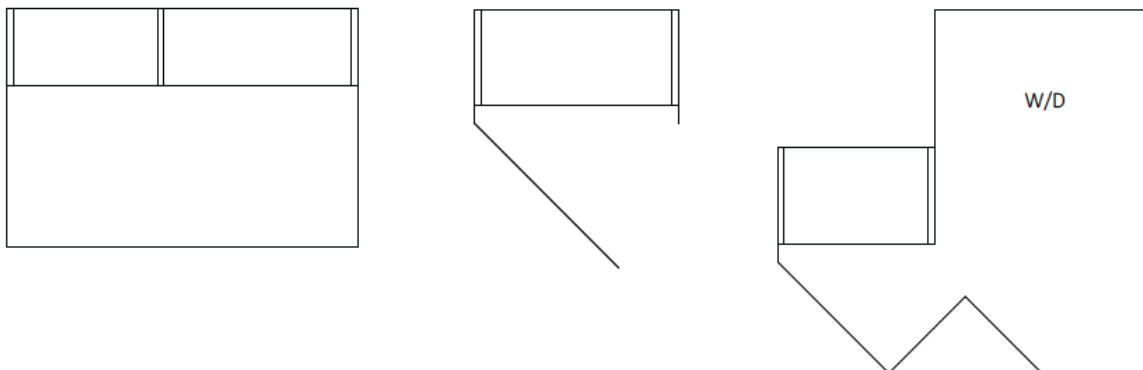
FRONT ELEVATION VIEW



**MASTER CLOSET
D UNIT**

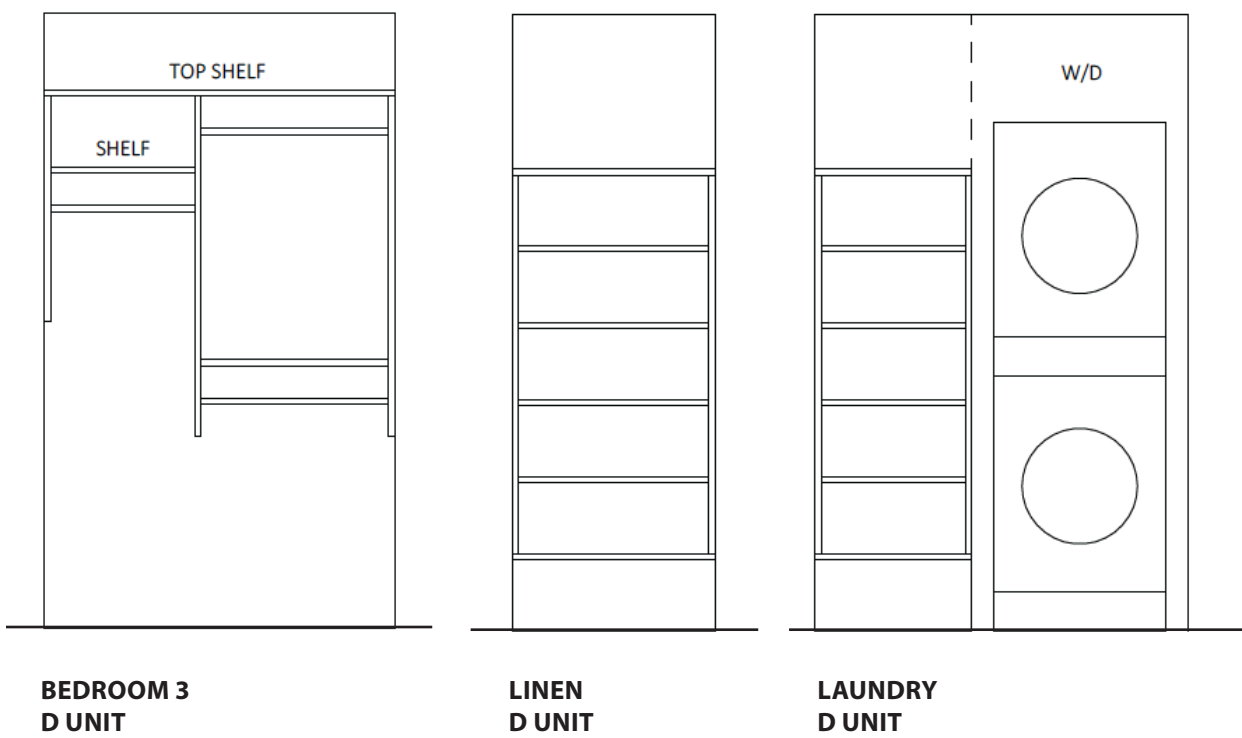
**BEDROOM 2
ENTRY LEVEL
D UNIT**


BASIC PACKAGE - UNIT D



PLAN VIEW

FRONT ELEVATION VIEW






WHITE MELAMINE



PICKLED MAPLE LAMINATE



PALISANDRO WALNUT LAMINATE

UPGRADE CLOSET SYSTEMS**OPTION 2: BASIC PLUS PACKAGE**

PLEASE SELECT ONE LAMINATE COLOR

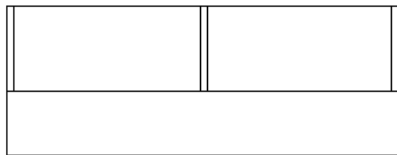
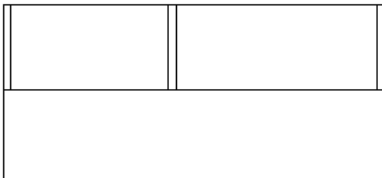
CHOICE:

OPTION A: WHITE LAMINATE

OPTION B: PICKLED MAPLE LAMINATE

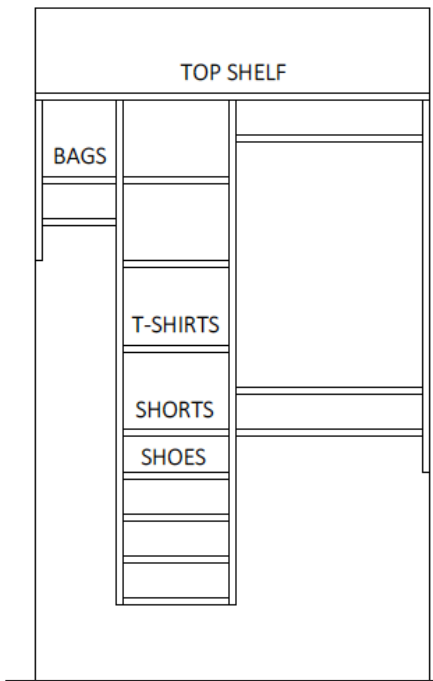
OPTION C: PALISANDRO WALNUT
LAMINATE

**BASIC PLUS PACKAGE -
UNIT A**

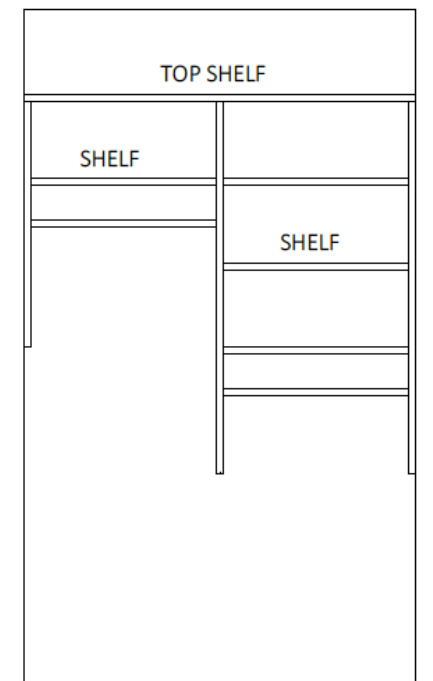
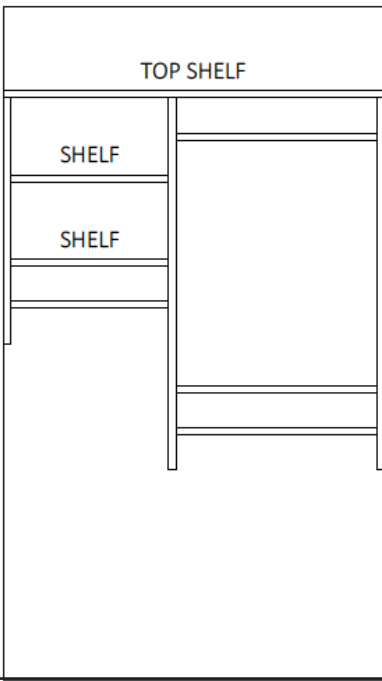


PLAN VIEW

FRONT ELEVATION VIEW

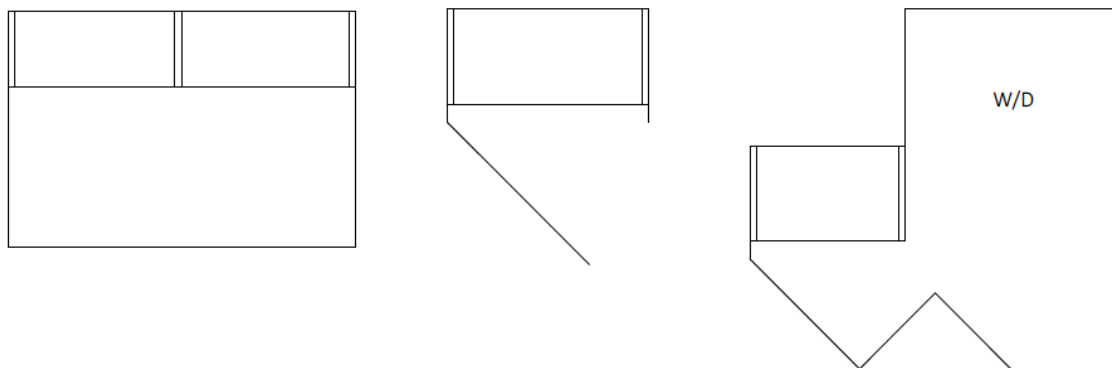


**MASTER CLOSET
A UNIT**



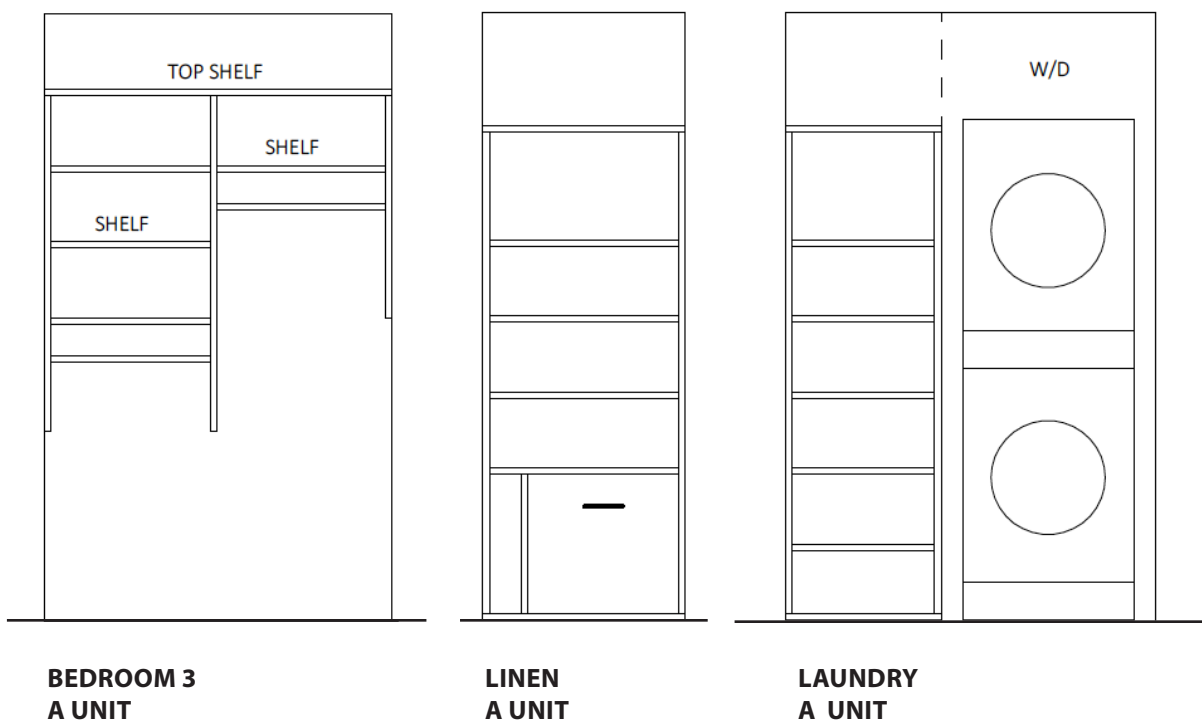
**BEDROOM 2
ENTRY LEVEL
A UNIT**

**BASIC PLUS PACKAGE -
UNIT A**

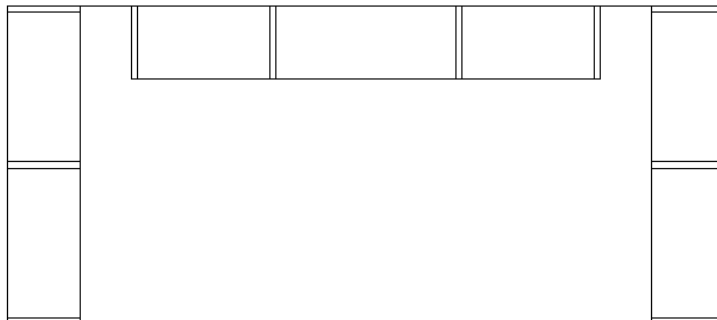


PLAN VIEW

FRONT ELEVATION VIEW

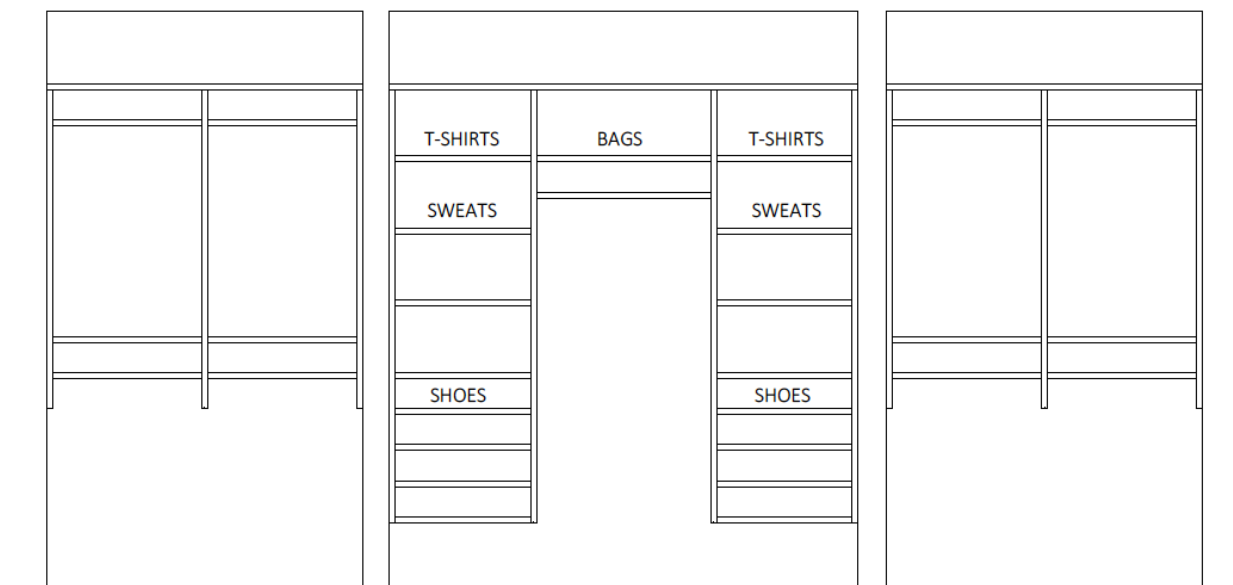


**BASIC PLUS PACKAGE -
UNIT B**



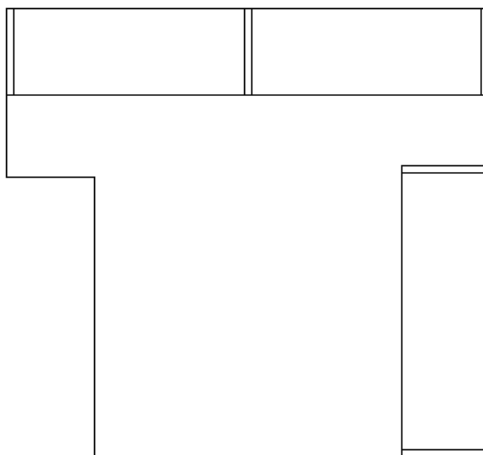
PLAN VIEW

FRONT ELEVATION VIEW



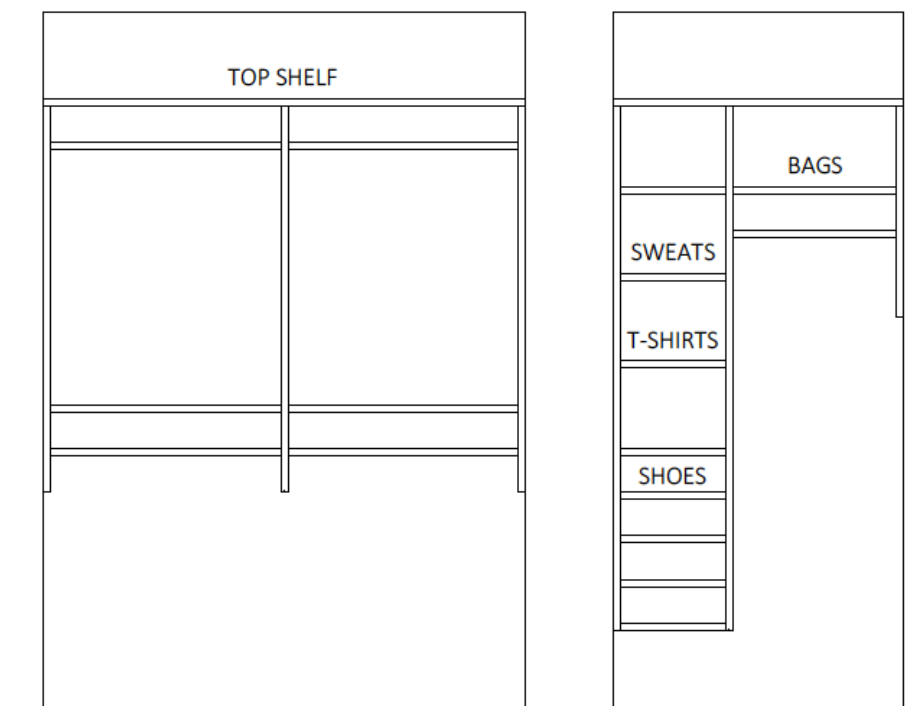
**MASTER CLOSET
B UNIT**

**BASIC PLUS PACKAGE -
UNIT B**



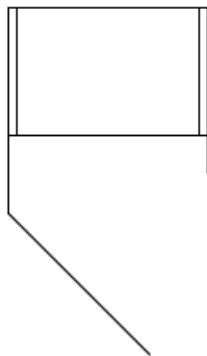
PLAN VIEW

FRONT ELEVATION VIEW

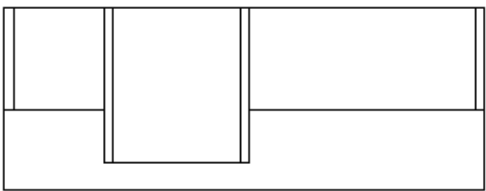


**MASTER CLOSET
B UNIT**

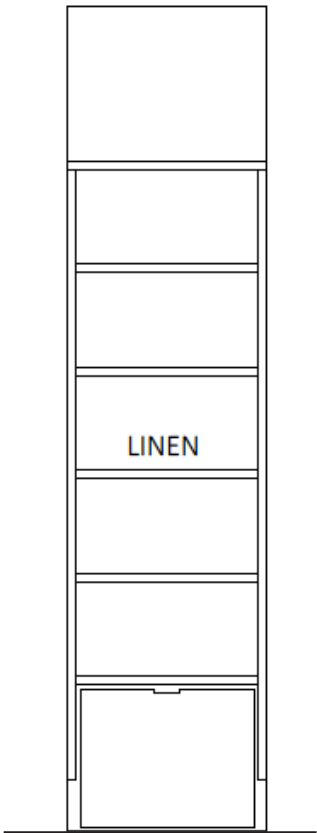
**BASIC PLUS PACKAGE -
UNIT B**



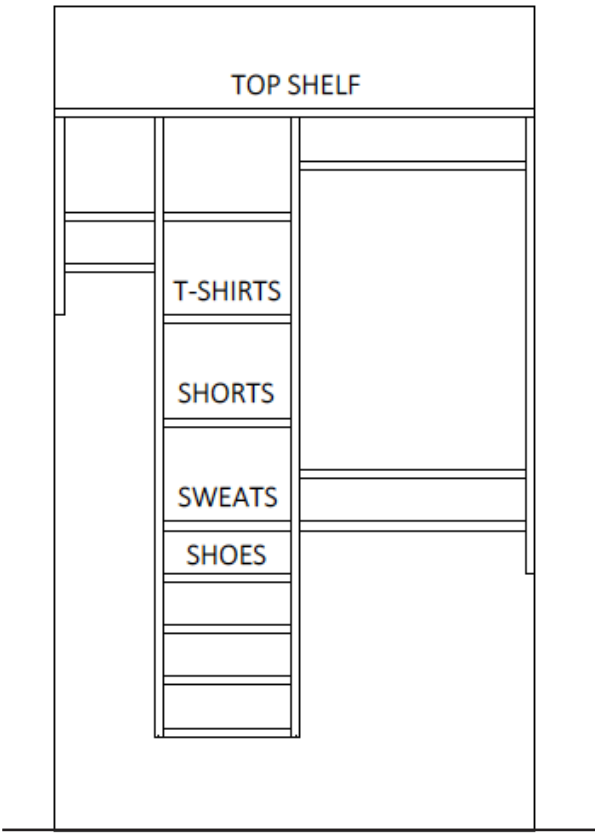
PLAN VIEW



FRONT ELEVATION VIEW

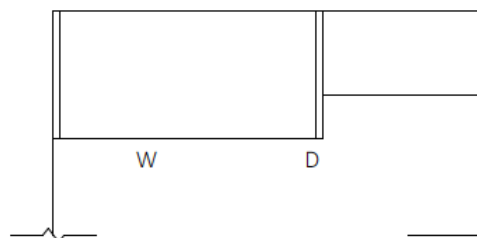
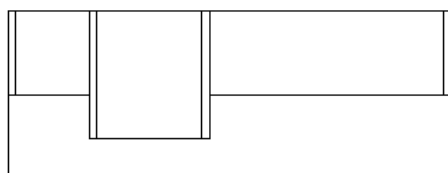


**BATH LINEN
B UNIT**



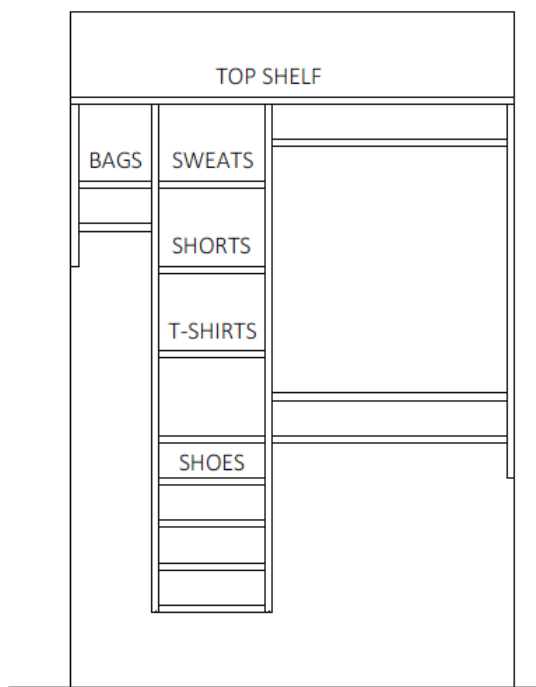
**BEDROOM 2
B UNIT**

**BASIC PLUS PACKAGE -
UNIT B**

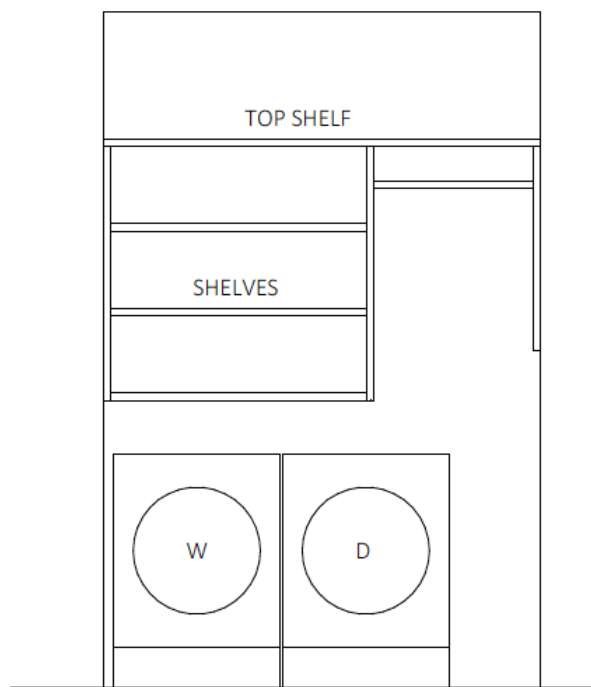


PLAN VIEW

FRONT ELEVATION VIEW




**BEDROOM 3
B UNIT**



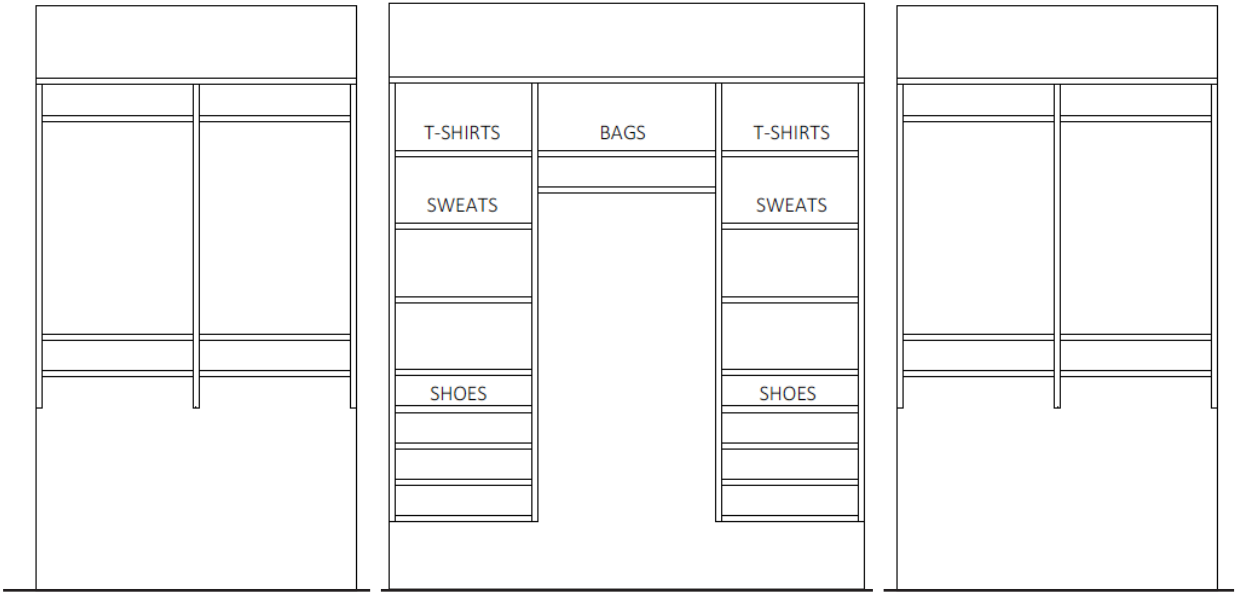
**LAUNDRY
B UNIT**

**BASIC PLUS PACKAGE -
UNIT C**

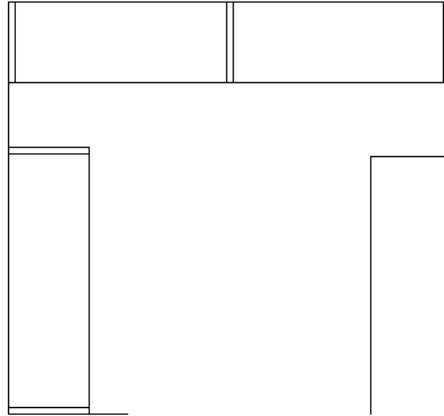


PLAN VIEW

FRONT ELEVATION VIEW

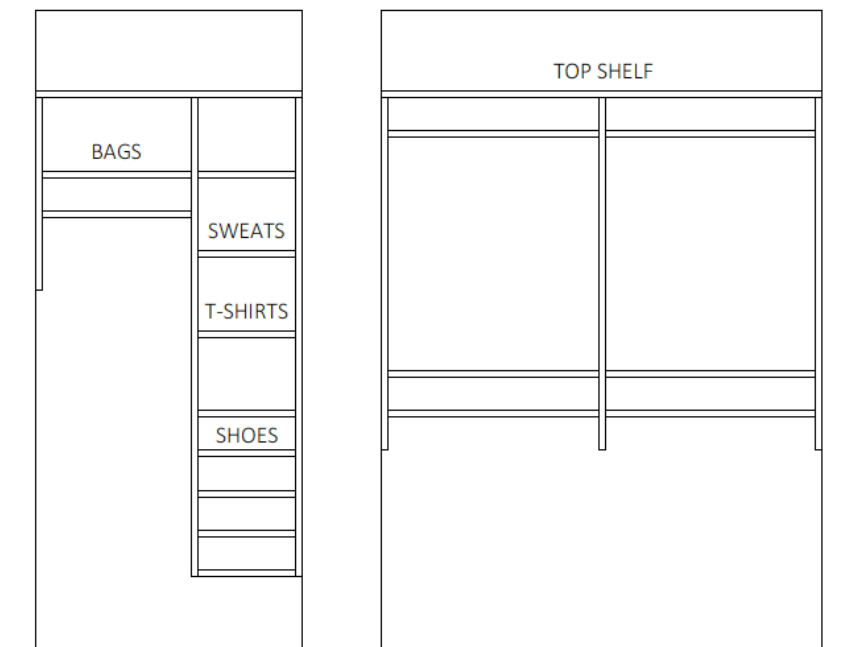


**MASTER CLOSET
C UNIT**

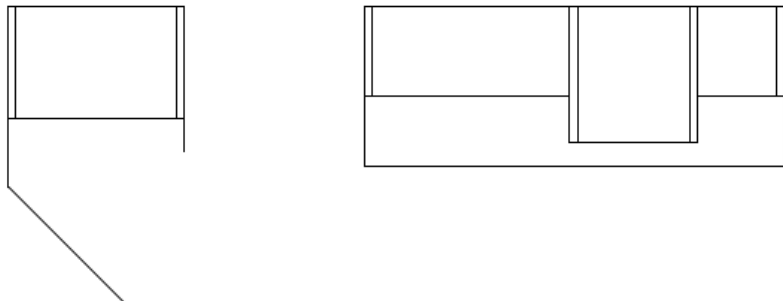
**BASIC PLUS PACKAGE -
UNIT C**

PLAN VIEW

FRONT ELEVATION VIEW

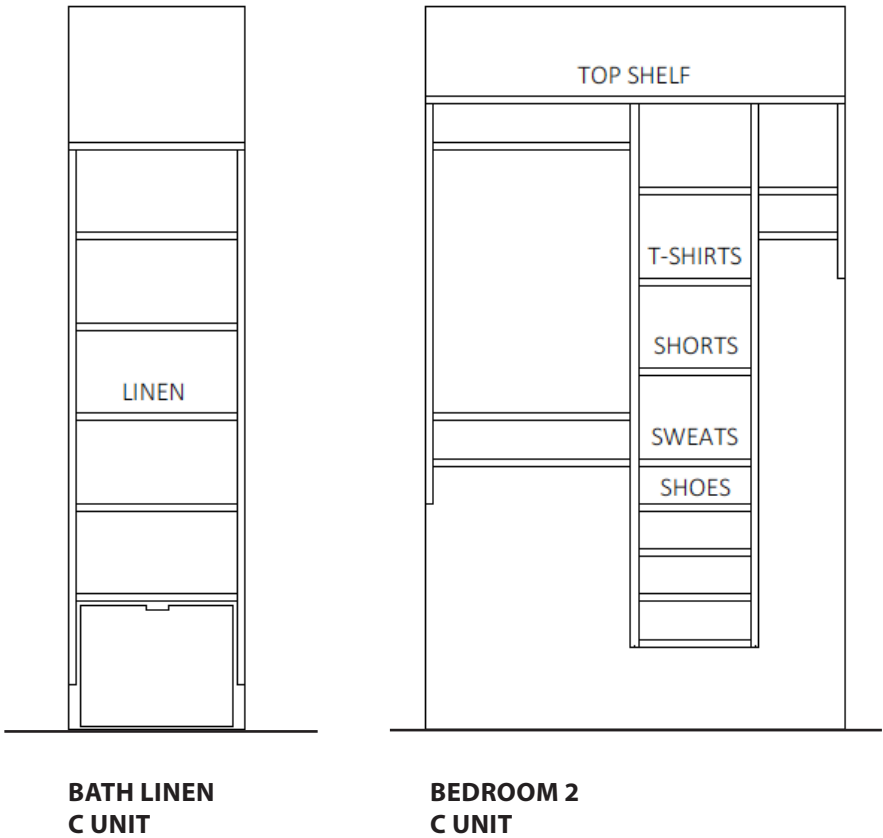
**MASTER CLOSET
C UNIT**

**BASIC PLUS PACKAGE -
UNIT C**

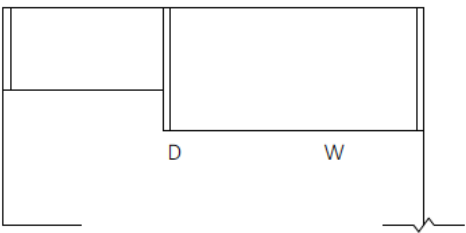
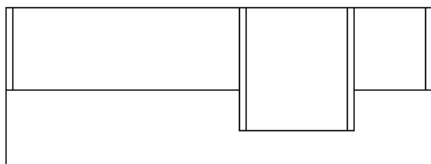


PLAN VIEW

FRONT ELEVATION VIEW

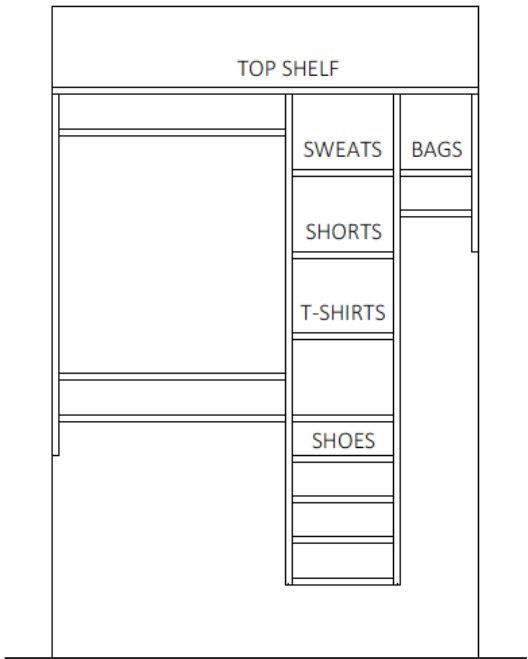


**BASIC PLUS PACKAGE -
UNIT C**

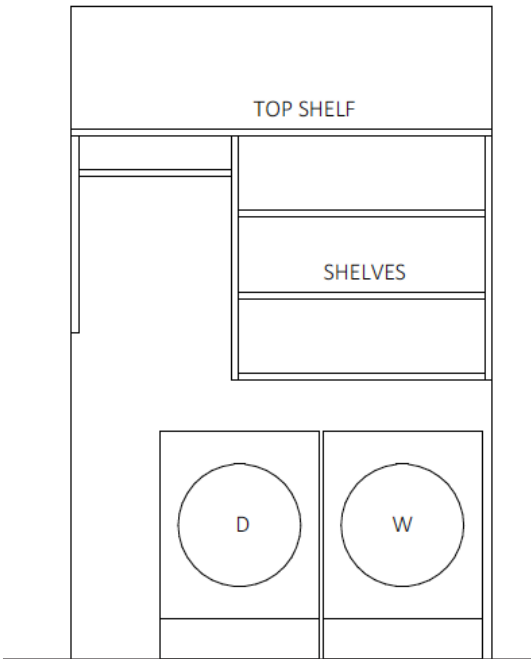


PLAN VIEW

FRONT ELEVATION VIEW



**BEDROOM 3
C UNIT**



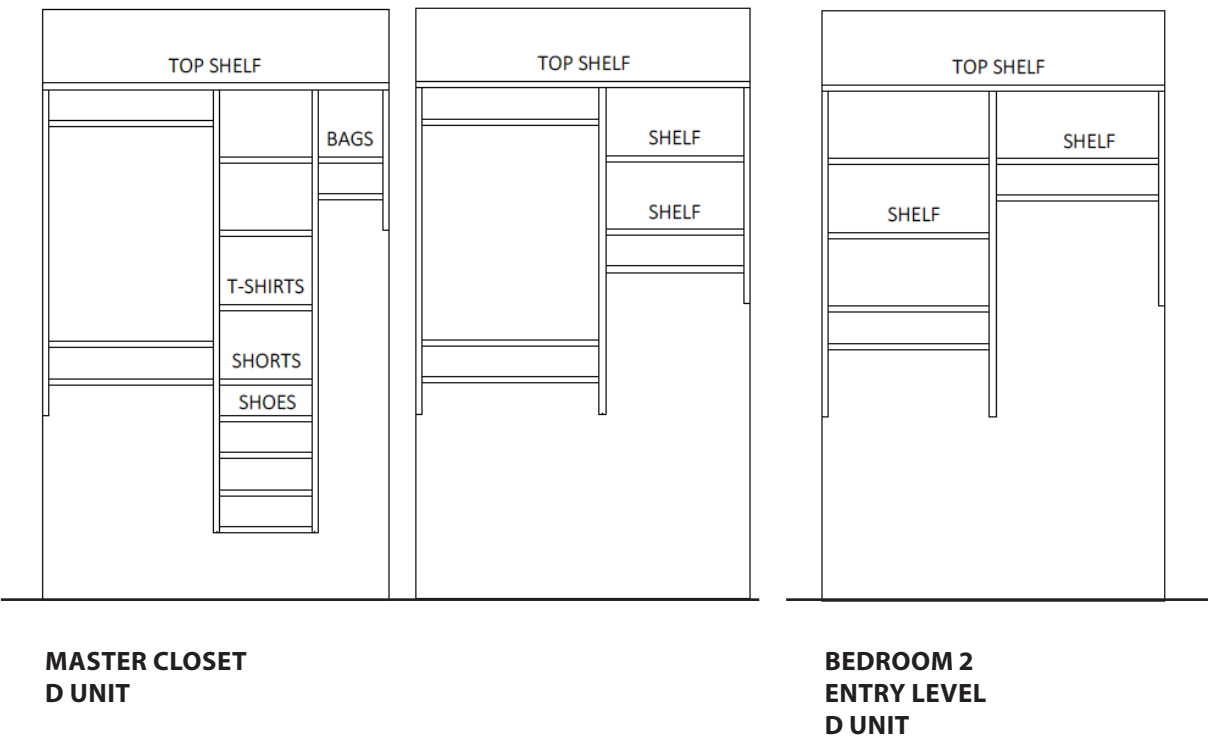
**LAUNDRY
C UNIT**

**BASIC PLUS PACKAGE -
UNIT D**

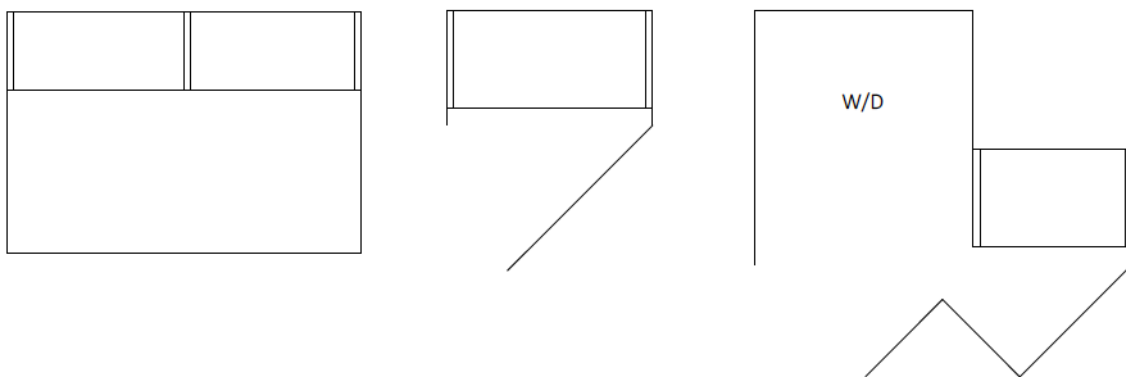


PLAN VIEW

FRONT ELEVATION VIEW

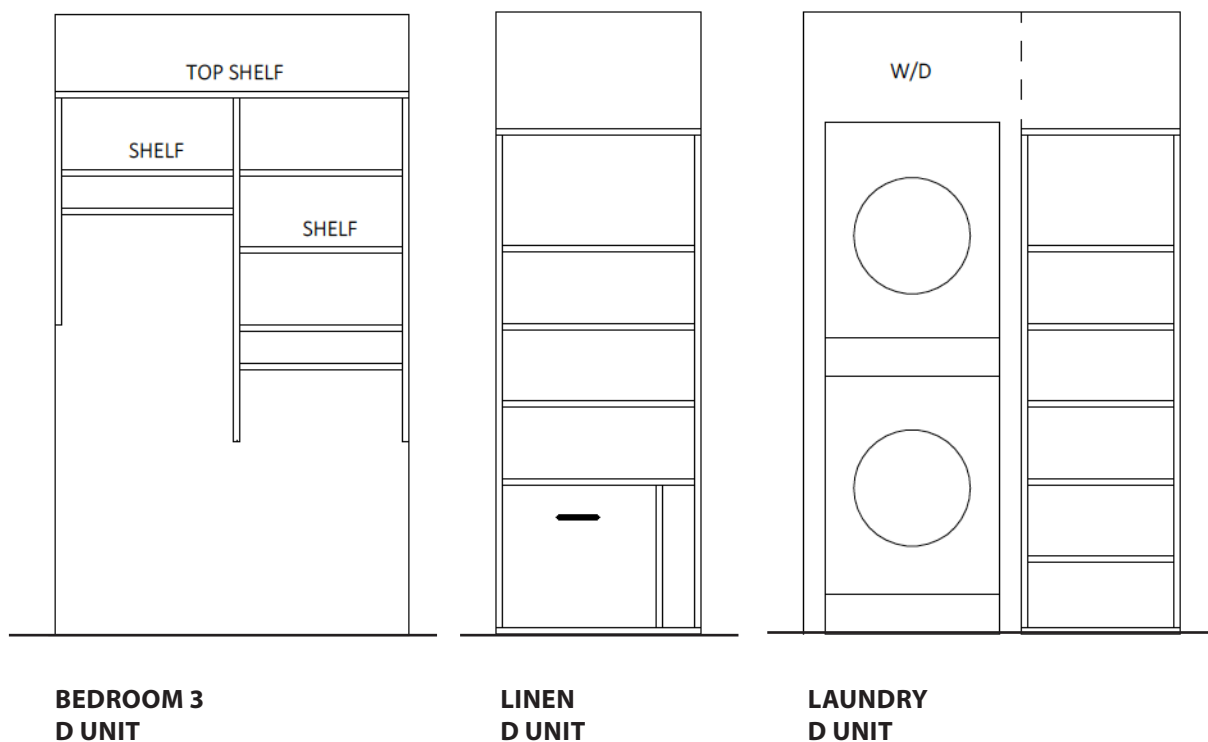


**BASIC PLUS PACKAGE -
UNIT D**



PLAN VIEW

FRONT ELEVATION VIEW






WHITE MELAMINE



PICKLED MAPLE LAMINATE



PALISANDRO WALNUT LAMINATE

UPGRADE CLOSET SYSTEMS**OPTION 3: DELUXE PACKAGE**

PLEASE SELECT ONE LAMINATE COLOR

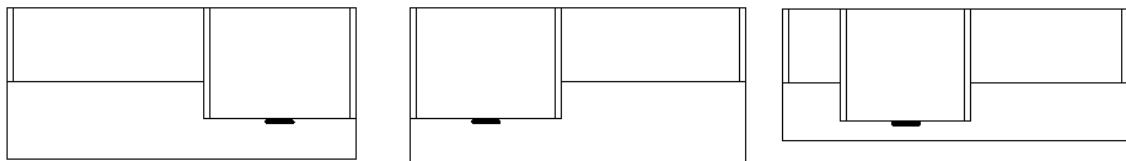
CHOICE:

OPTION A: WHITE LAMINATE

OPTION B: PICKLED MAPLE LAMINATE

OPTION C: PALISANDRO WALNUT
LAMINATE

**DELUXE PACKAGE -
UNIT A**

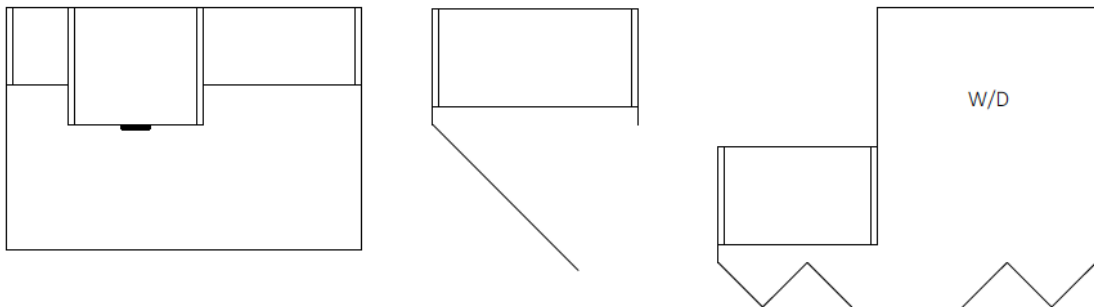


PLAN VIEW

FRONT ELEVATION VIEW

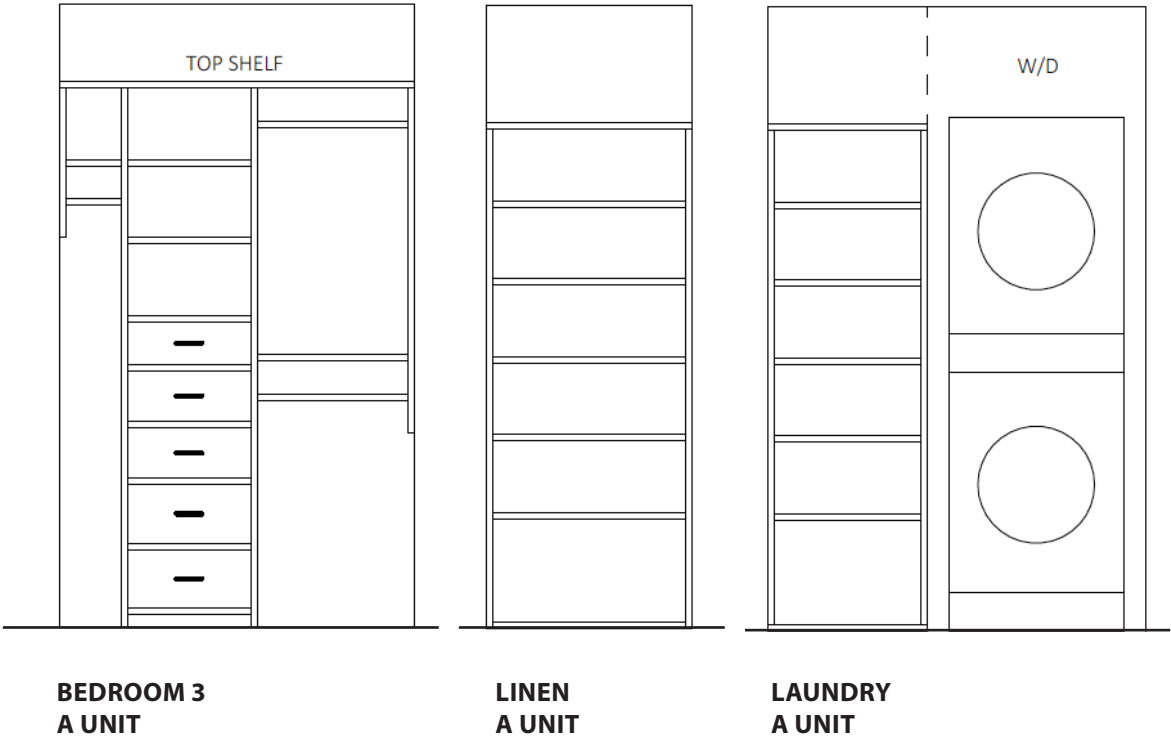


**DELUXE PACKAGE -
UNIT A**

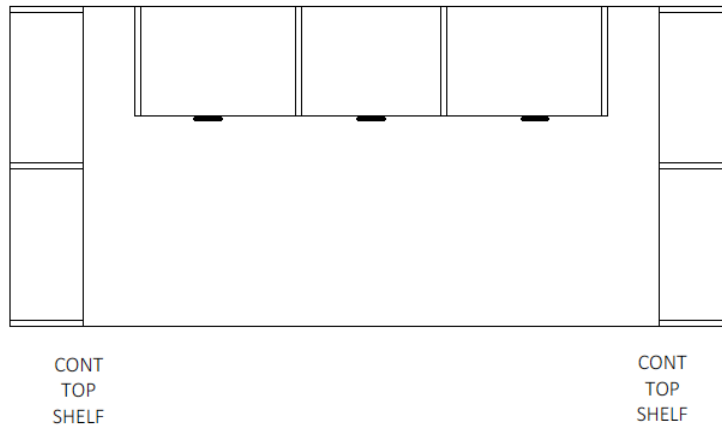


PLAN VIEW

FRONT ELEVATION VIEW

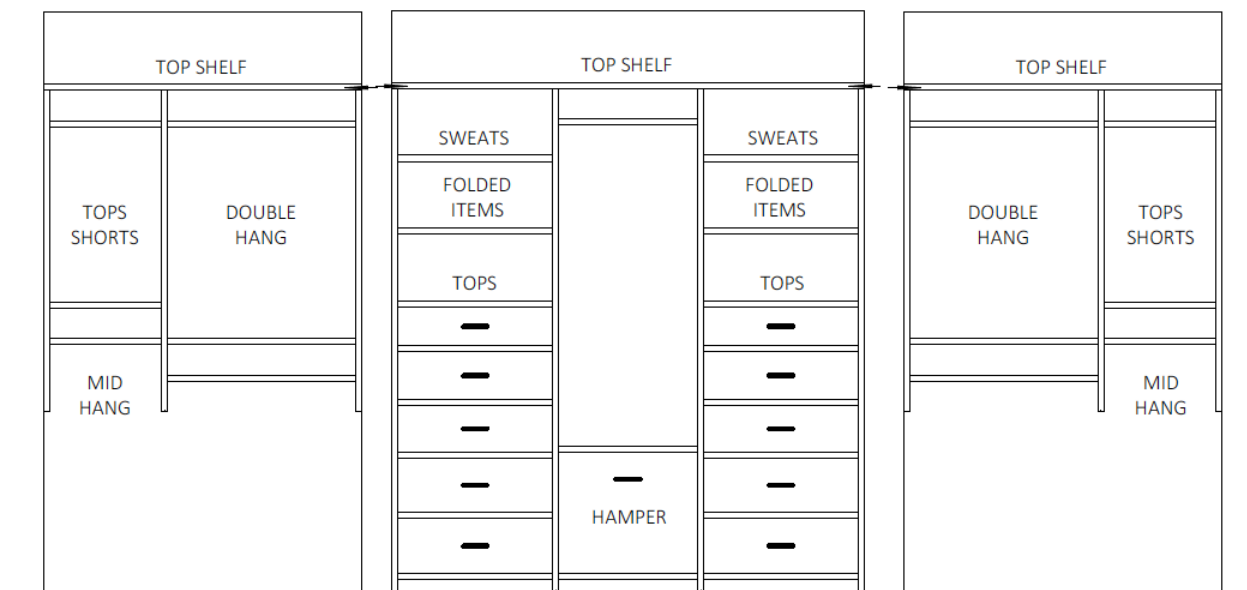


**DELUXE PACKAGE -
UNIT B**



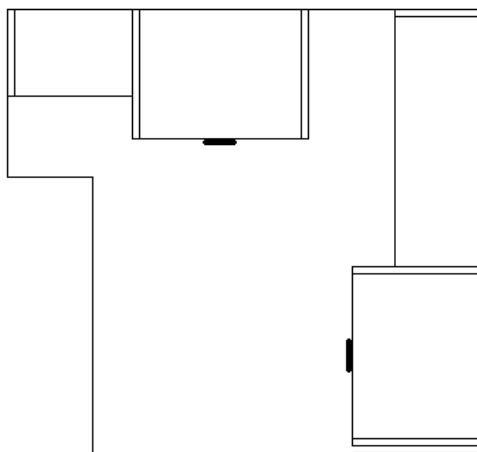
PLAN VIEW

FRONT ELEVATION VIEW



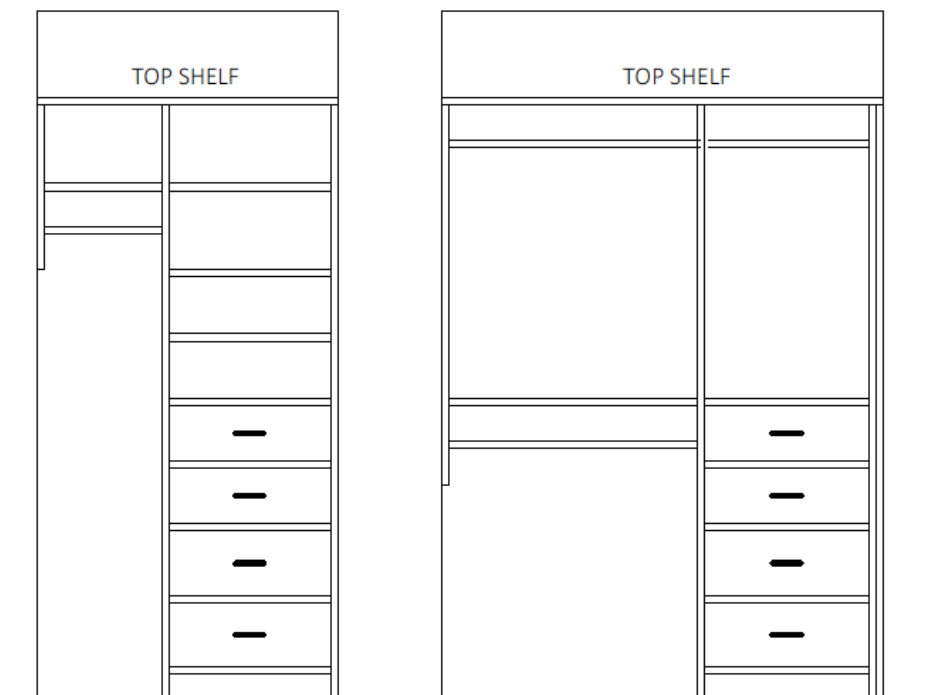
**MASTER CLOSET
B UNIT**

**DELUXE PACKAGE -
UNIT B**



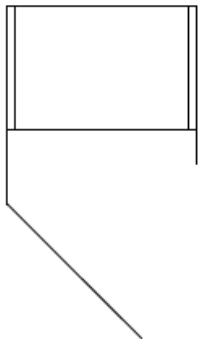
PLAN VIEW

FRONT ELEVATION VIEW

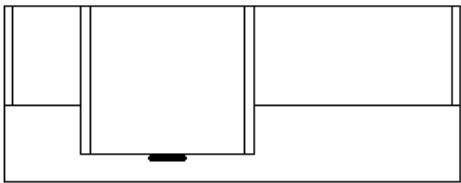


**MASTER CLOSET
B UNIT**

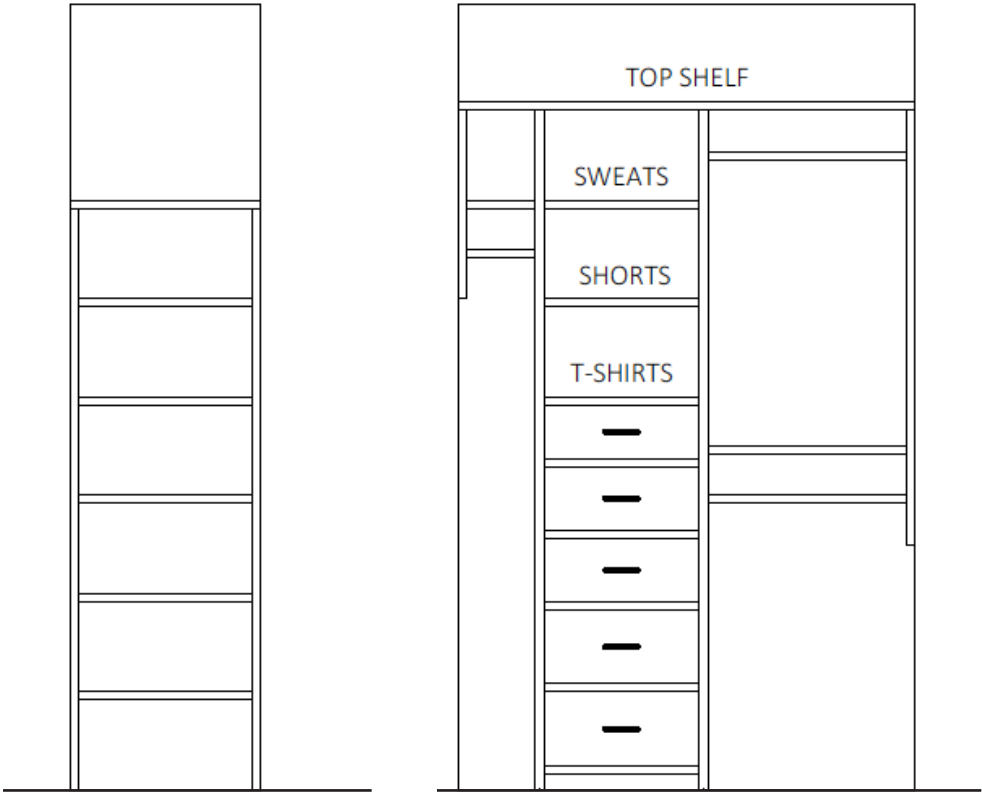
**DELUXE PACKAGE -
UNIT B**



PLAN VIEW



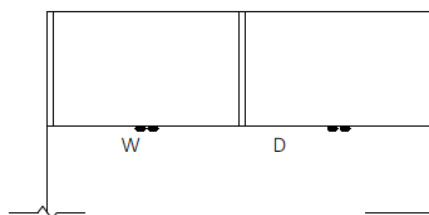
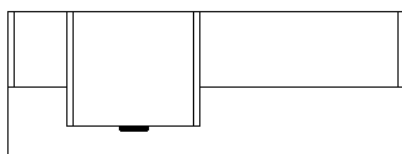
FRONT ELEVATION VIEW



**BATH LINEN
B UNIT**

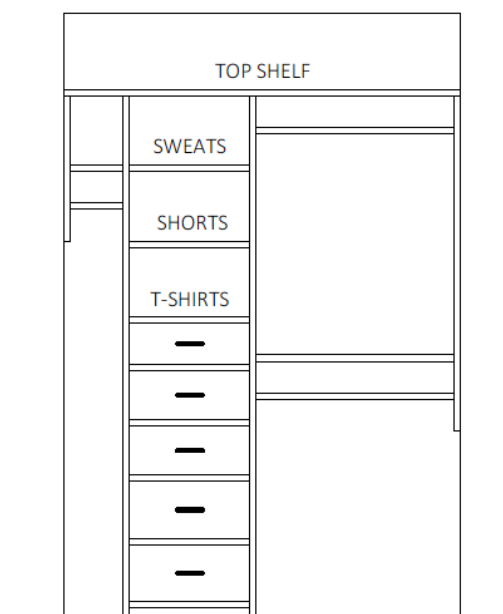
**BEDROOM 2
B UNIT**

**DELUXE PACKAGE -
UNIT B**

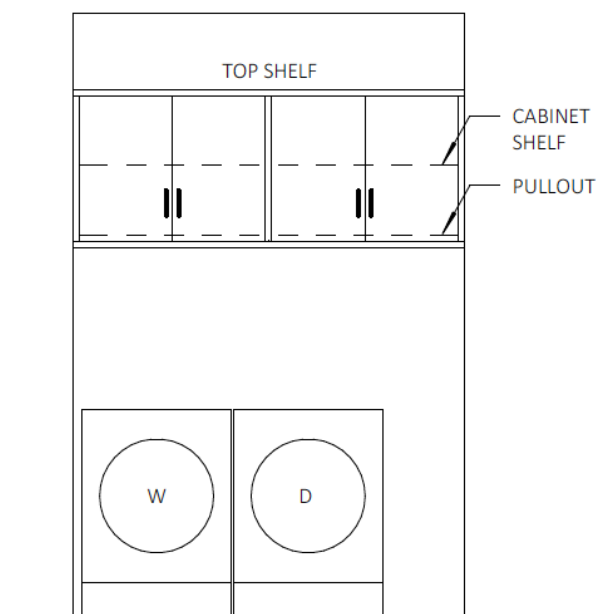


PLAN VIEW

FRONT ELEVATION VIEW

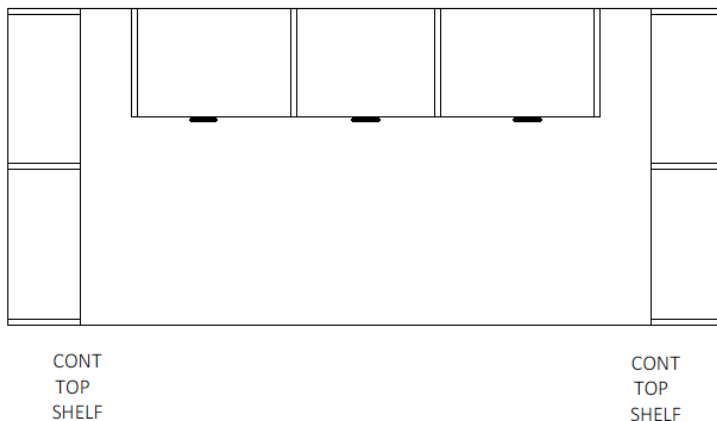


**BEDROOM 3
B UNIT**



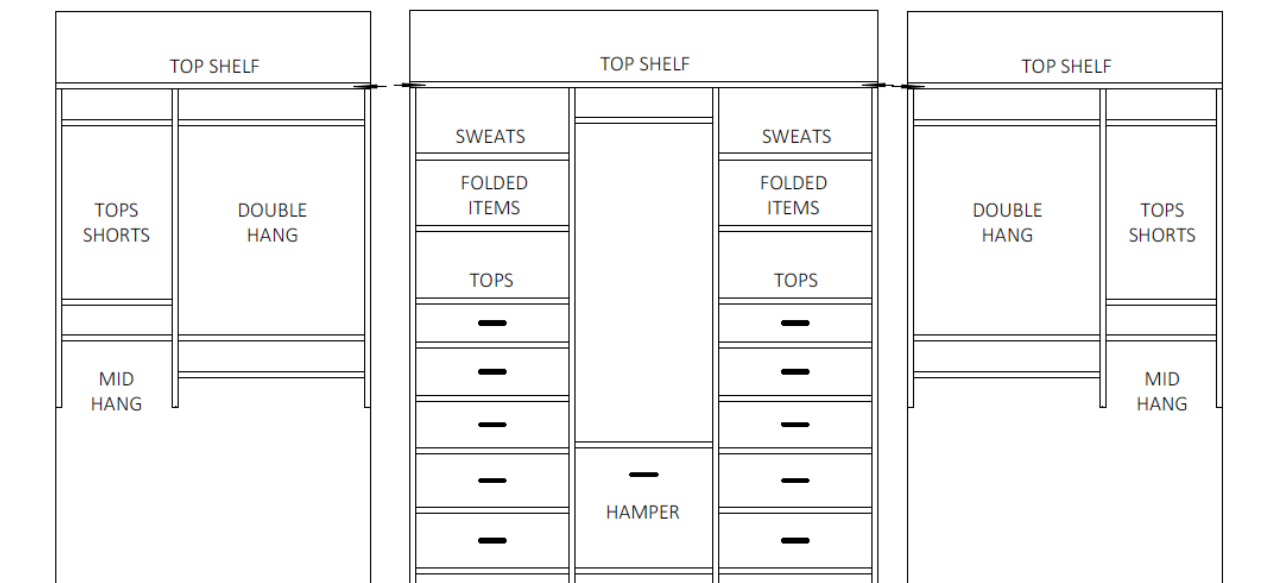
**LAUNDRY
B UNIT**

**DELUXE PACKAGE -
UNIT C**



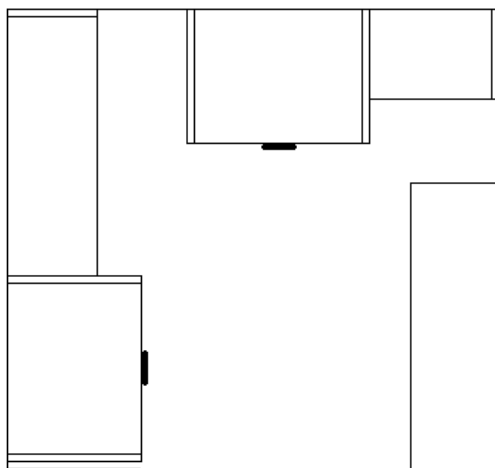
PLAN VIEW

FRONT ELEVATION VIEW




**MASTER CLOSET
B UNIT**

**DELUXE PACKAGE -
UNIT C**



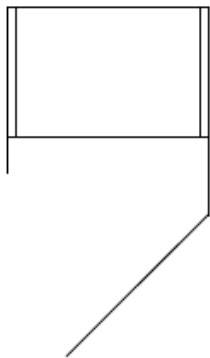
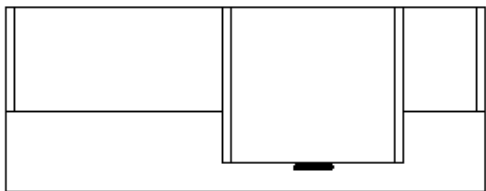
PLAN VIEW

FRONT ELEVATION VIEW



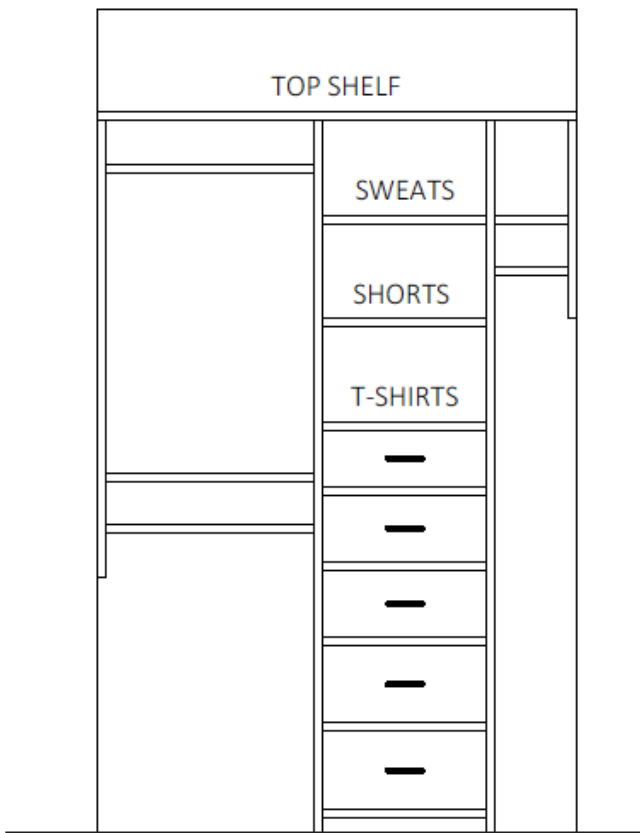
**MASTER CLOSET
C UNIT**

**BASIC PLUS PACKAGE -
UNIT C**

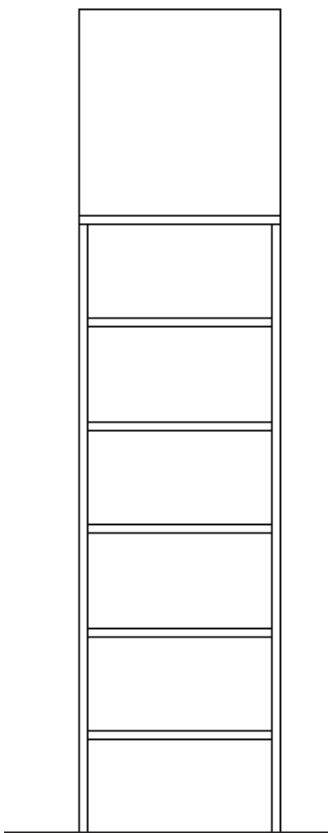


PLAN VIEW

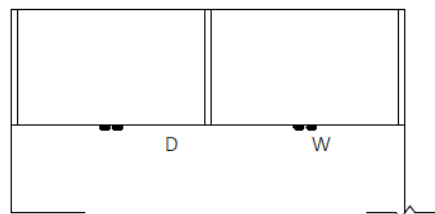
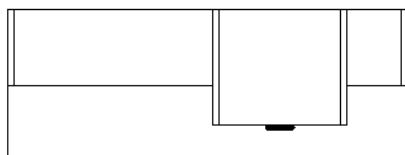
FRONT ELEVATION VIEW



**BEDROOM 2
C UNIT**

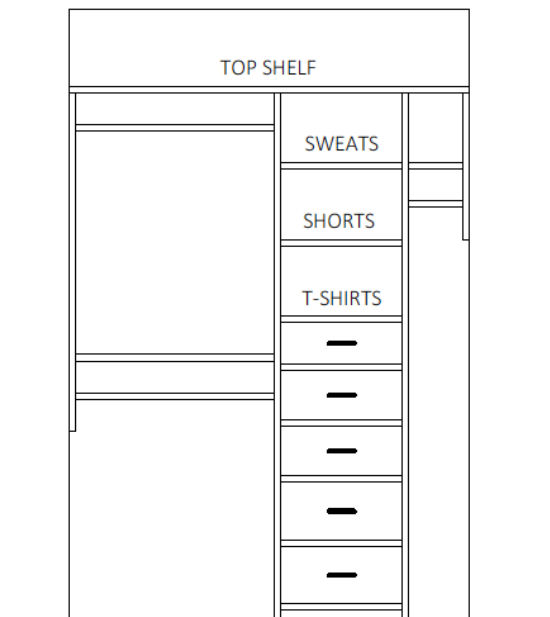
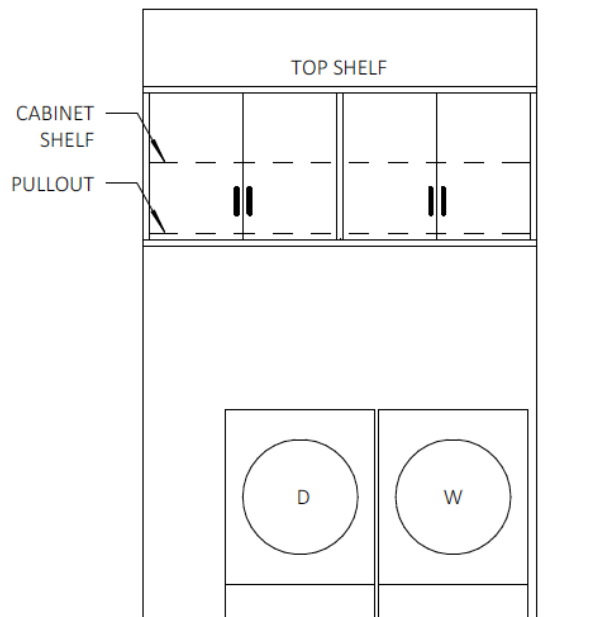


**BATH LINEN
C UNIT**

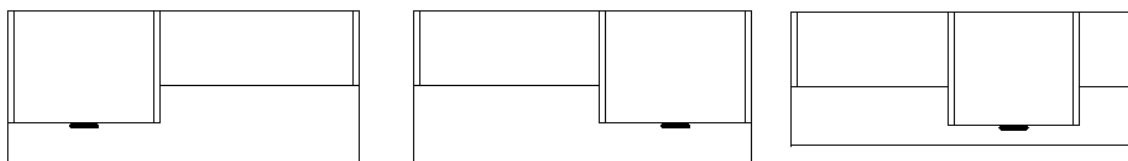
**BASIC PLUS PACKAGE -
UNIT C**

PLAN VIEW

FRONT ELEVATION VIEW

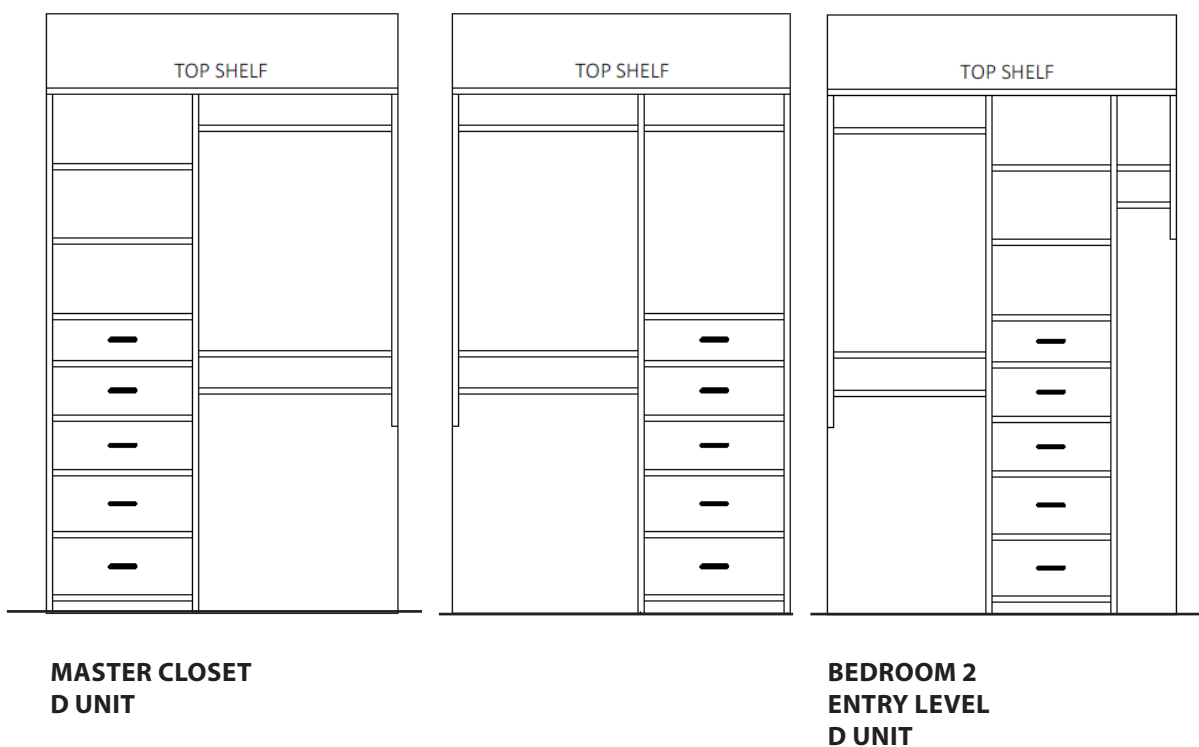
**BEDROOM 3
C UNIT****LAUNDRY
C UNIT**

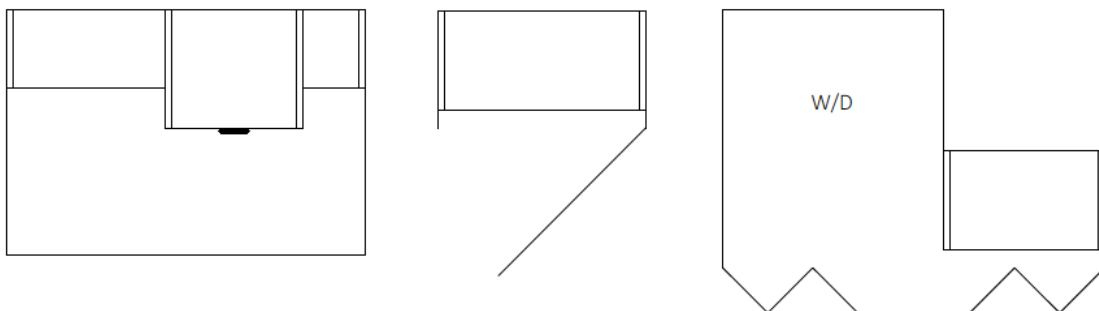
**DELUXE PACKAGE -
UNIT D**



PLAN VIEW

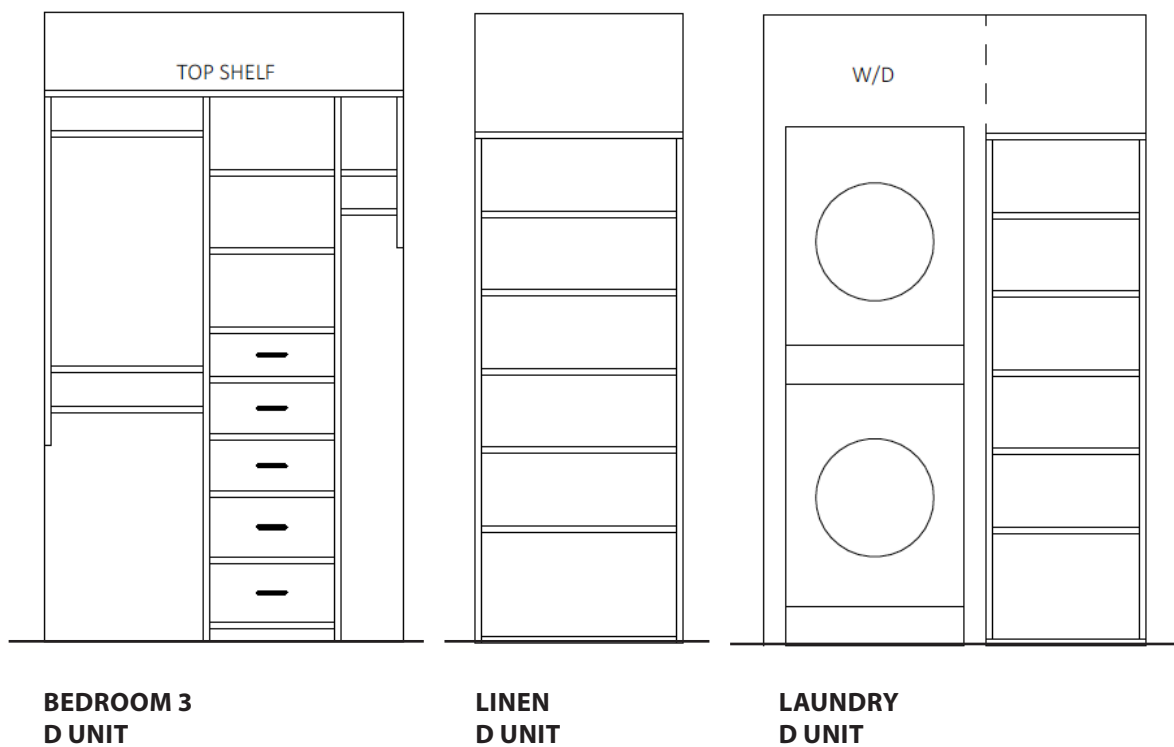
FRONT ELEVATION VIEW



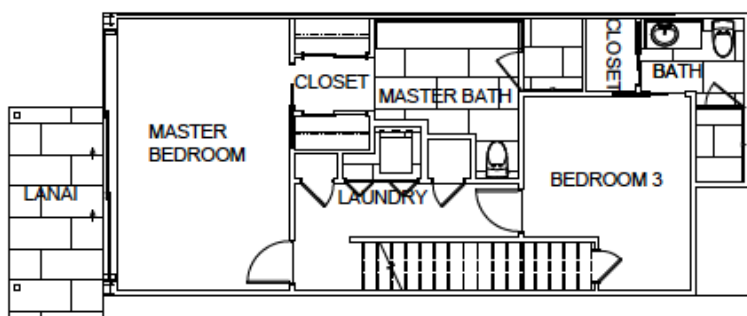
**DELUXE PACKAGE -
UNIT D**

PLAN VIEW

FRONT ELEVATION VIEW



**LUXURY UPGRADE OPTION
FLOOR PLAN UNIT A**



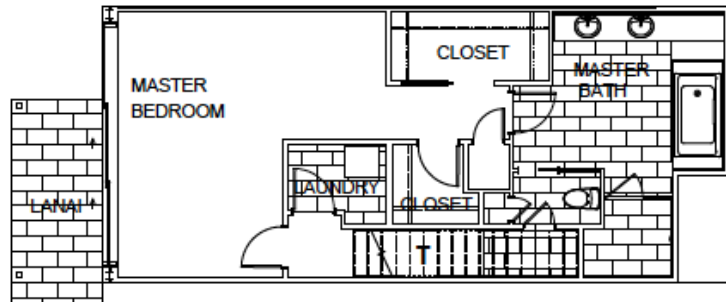
STANDARD LOWER LEVEL
CONFIGURATION UNIT A

UPGRADE LUXURY OPTION:

This option is to transform the lower level from a 2 bedroom configuration to a Master suite configuration. All standard finishes apply (based on the standard scheme finish ILIMA or ULU Packages), carpet in the master bedroom to include the closet areas, 12" x 24" tile in the bathroom flooring and walls, upgraded deluxe master closet package (select from 3 finishes, white, maple or grey wood laminate finishes)

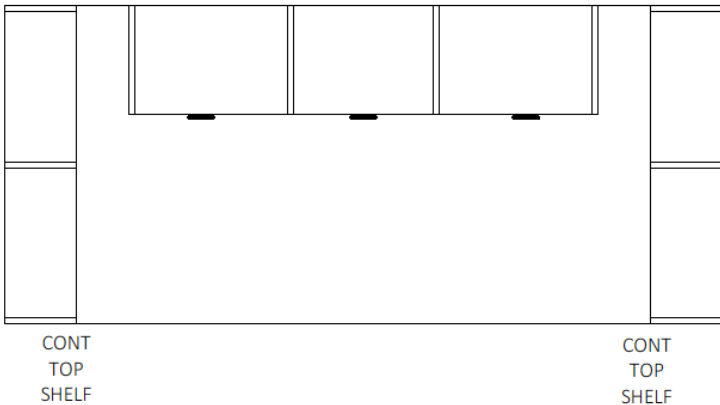
PLEASE REFER TO DIAGRAMS ON
FOLLOWING PAGES FOR A AND D
UNITS

PRICE: \$34,850.00



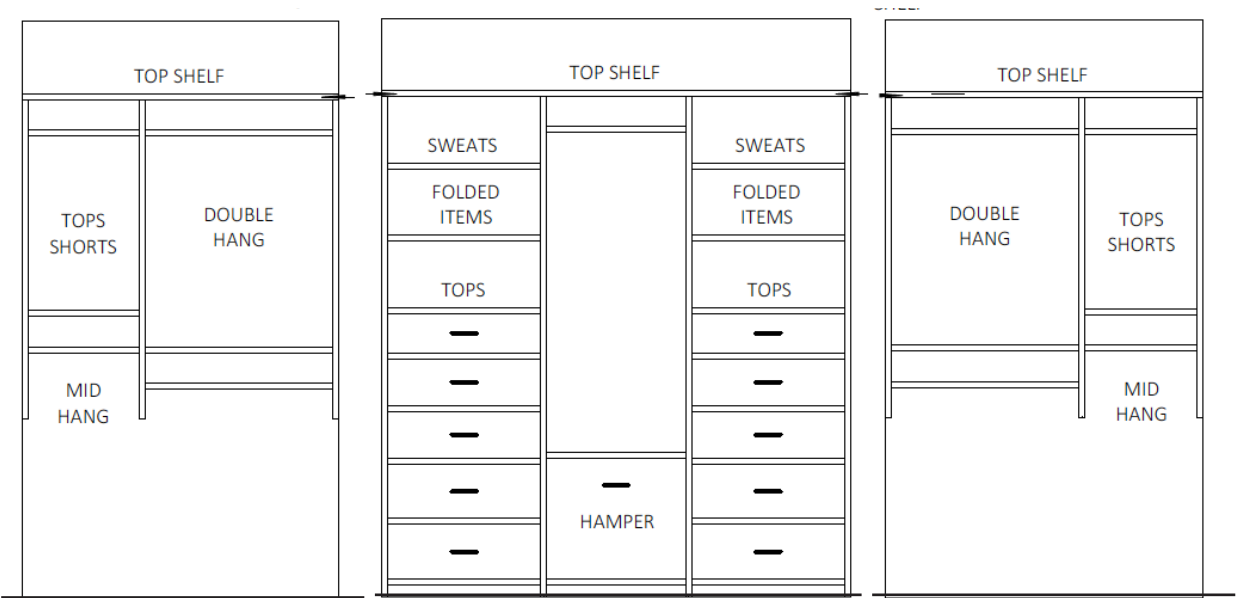
LUXURY UNIT UPGRADE OPTION WITH
MASTER SUITE CONFIGURATION UNIT A

**DELUXE PACKAGE -
UNIT A**



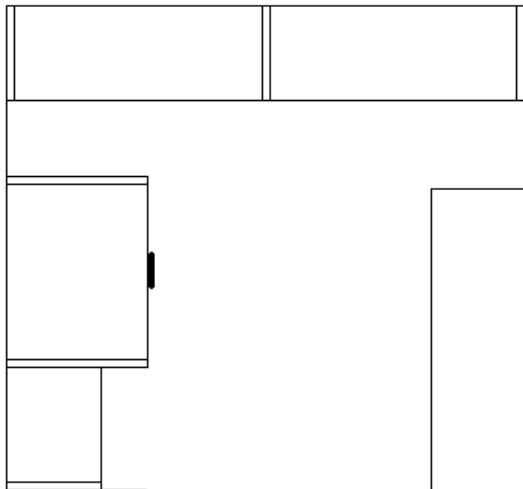
PLAN VIEW

FRONT ELEVATION VIEW



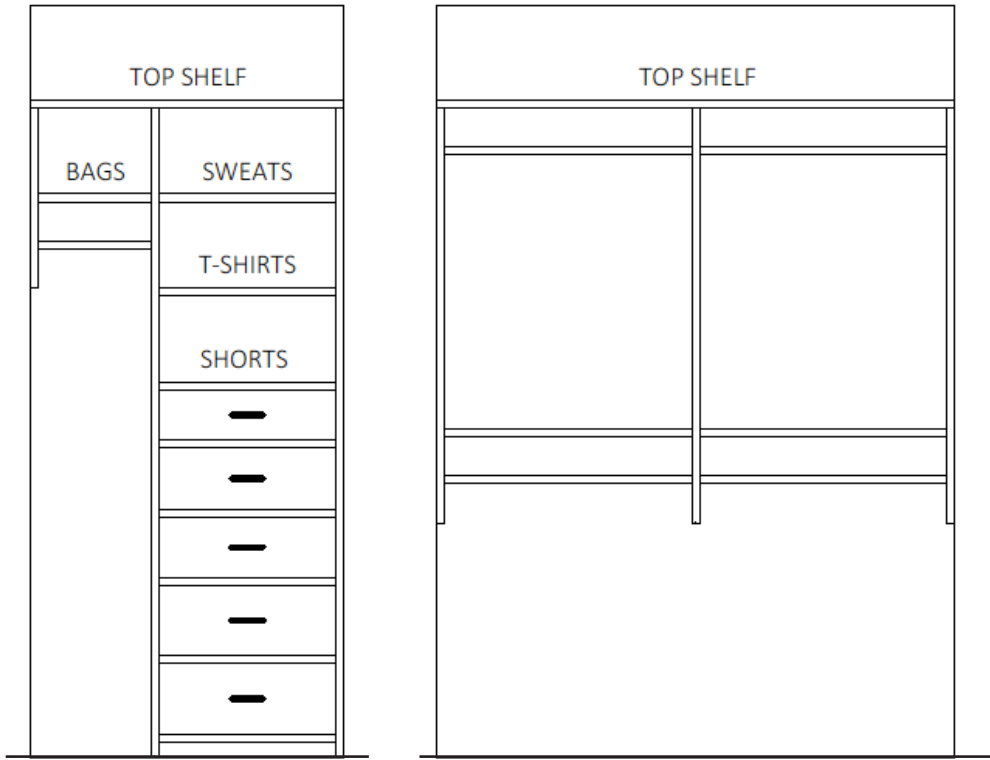
**MASTER CLOSET
A UNIT**

**DELUXE PACKAGE -
UNIT A**



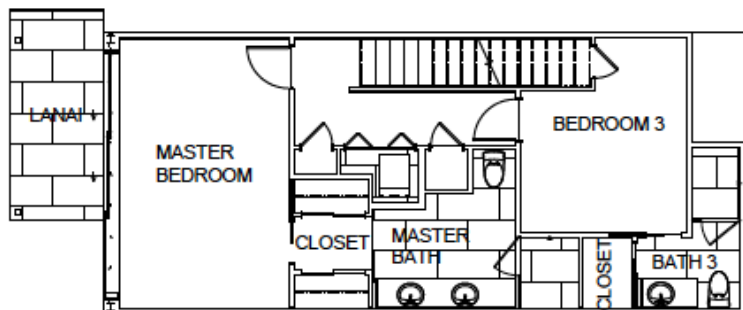
PLAN VIEW

FRONT ELEVATION VIEW

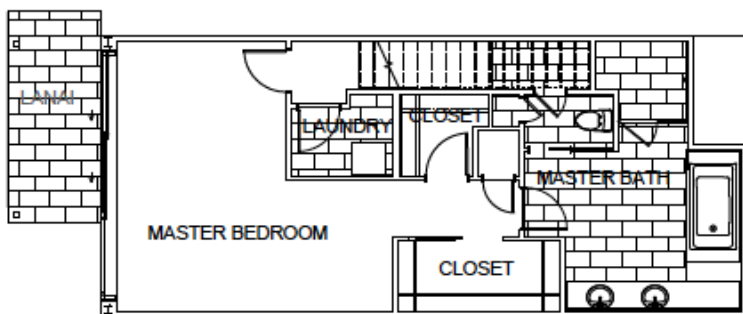


**MASTER CLOSET
A UNIT**

**LUXURY UPGRADE OPTION
FLOOR PLAN UNIT D**



STANDARD LOWER LEVEL
CONFIGURATION UNIT D



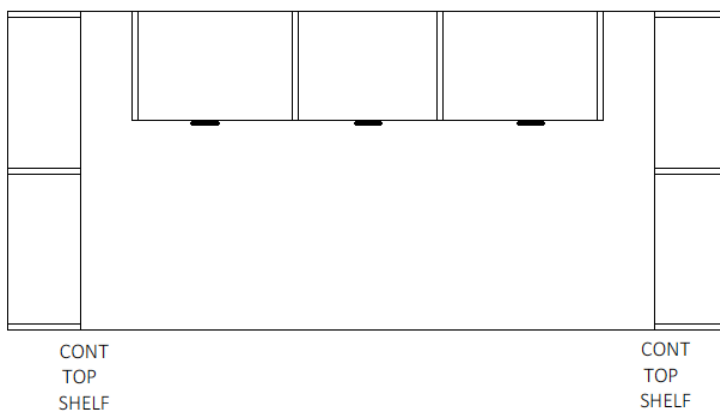
LUXURY UNIT UPGRADE OPTION WITH
MASTER SUITE CONFIGURATION UNIT D

UPGRADE LUXURY OPTION:

This option is to transform the lower level from a 2 bedroom configuration to a Master suite configuration. All standard finishes apply (based on the standard scheme finish ILIMA or ULU Packages), carpet in the master bedroom to include the closet areas, 12" x 24" tile in the bathroom flooring and walls, upgraded deluxe master closet package (select from 3 finishes, white, maple or grey wood laminate finishes)

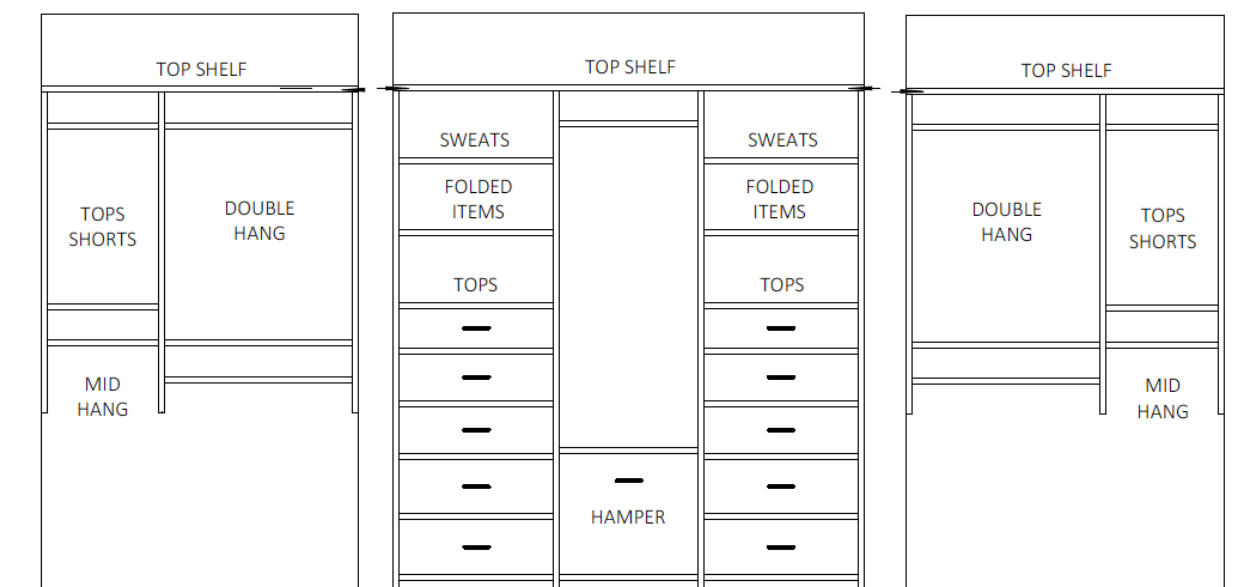
PLEASE REFER TO DIAGRAMS ON
FOLLOWING PAGES FOR A AND D
UNITS

PRICE: \$34,850.00

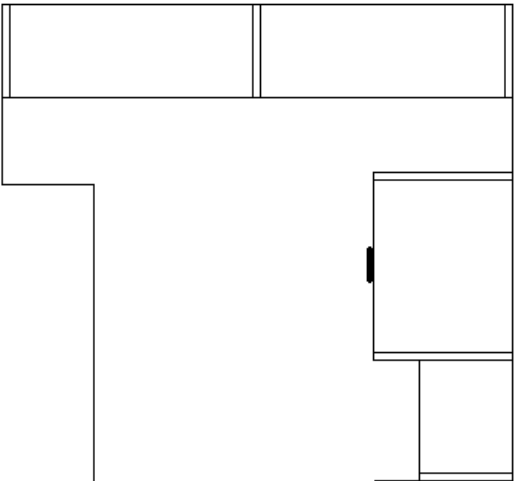
**DELUXE PACKAGE -
UNIT D**

PLAN VIEW

FRONT ELEVATION VIEW

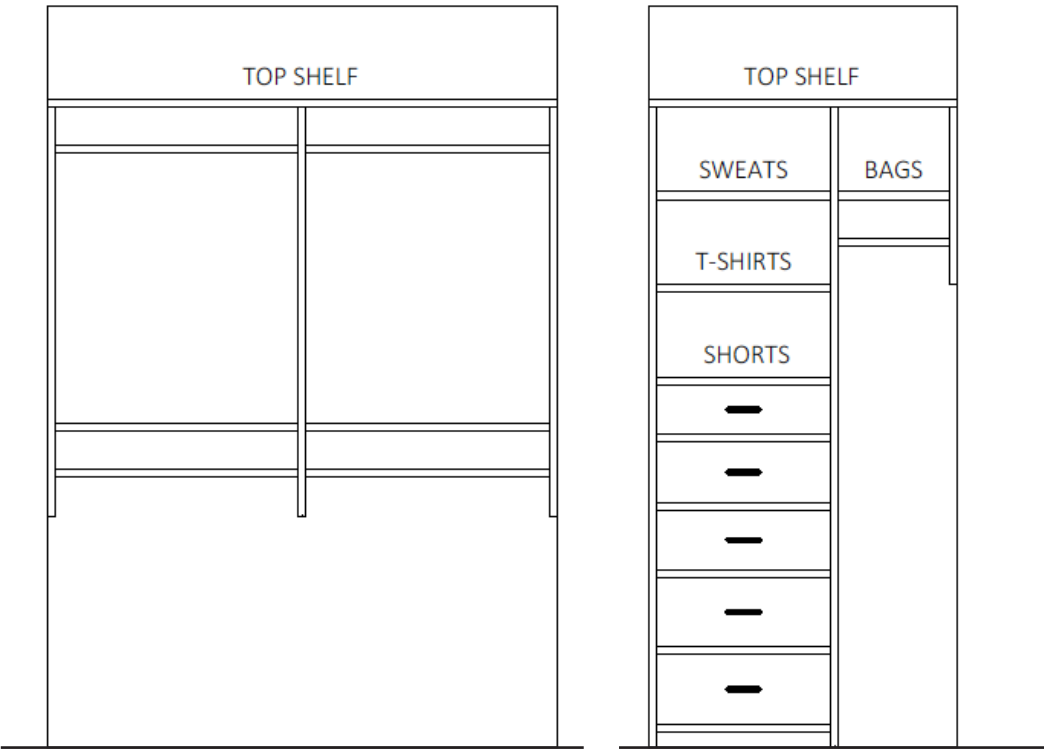
**MASTER CLOSET
D UNIT**

**DELUXE PACKAGE -
UNIT D**



PLAN VIEW

FRONT ELEVATION VIEW



**MASTER CLOSET
D UNIT**



KOHLER SINGLE HOLE
FAUCET WITH PULL OUT IN
VIBRANT STEEL
#6332VS



ELKAY BAR SINK IN
STAINLESS STEEL
#LR15171



FISHER PAYKEL OVER THE RANGE
MICROWAVE IN STAINLESS STEEL
#CMOH-30-SS MICRO

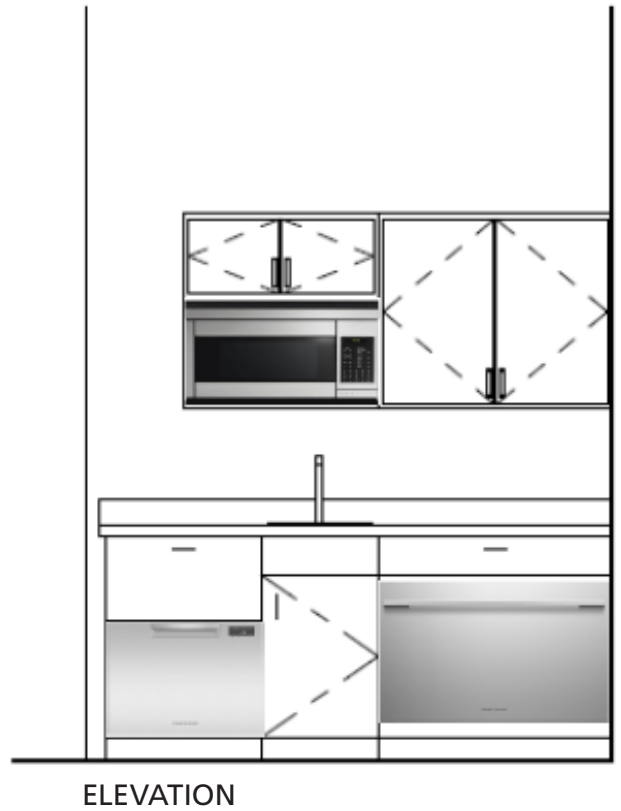
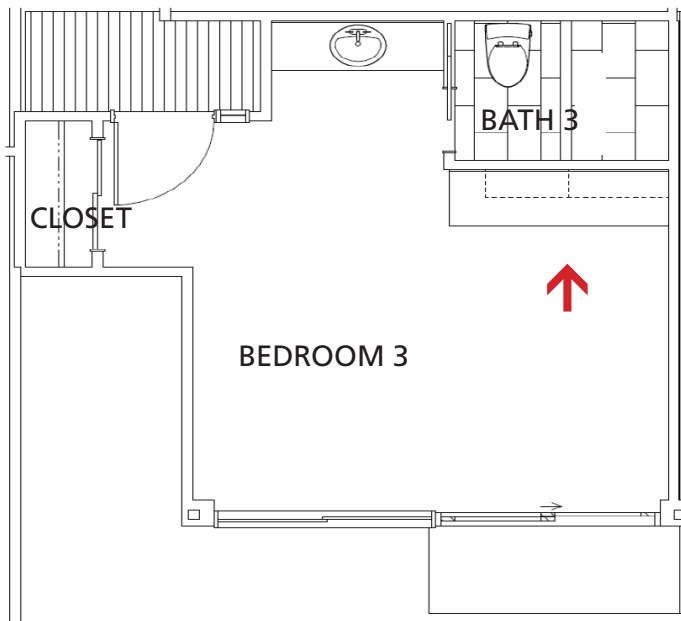
**UPGRADE KITCHENETTE PACKAGE
FOR UNIT A AND D ONLY - GUEST HOUSE**

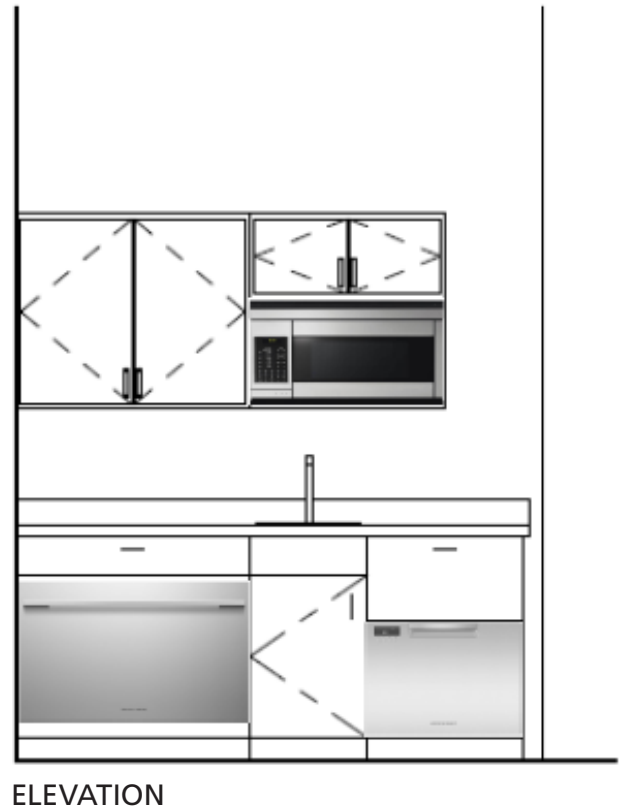
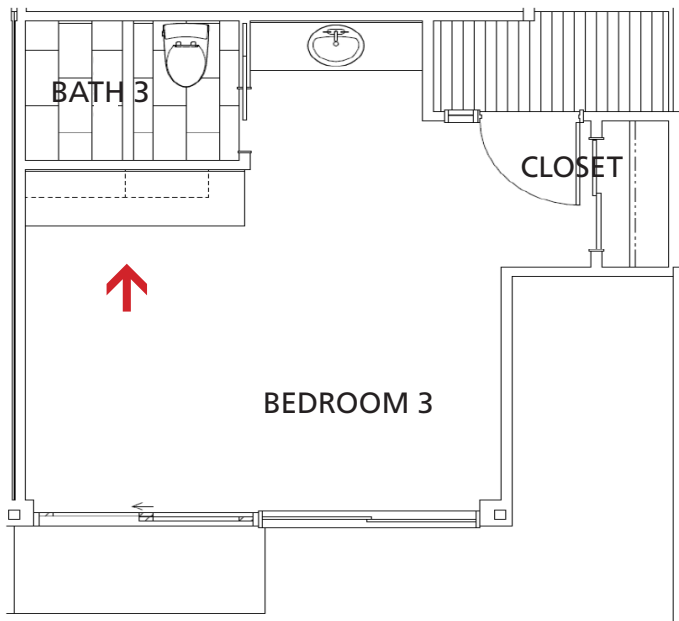


FISHER PAYKEL COOL DRAWER
IN STAINLESS STEEL
#RB36S25MKIW1-RD36D36



FISHER PAYKEL SINGLE DRAWER
DISHWASHER IN STAINLESS STEEL
#DD24SAX9 SINGLE DW





ELEVATION



WHITE FLUSHED CABINET
DOOR STYLE WITH MATTE
SATIN FINISH, NO PULLS FROM
WELL KNOWN ITALIAN CABINET
MAKER (OR SIMILAR)

**UPGRADE TO REPLACE STANDARD CABINET
OPTION TO WHITE FLUSHED CABINET
DOOR STYLE WITH MATTE SATIN FINISH,
NO PULLS FROM WELL KNOWN ITALIAN
CABINET MAKER (OR SIMILAR)**

**UPGRADE TO REPLACE STANDARD COUNTER
TOP TO UPGRADE COUNTER TOP PLEASE
SELECT ONE**

OPTION 1


• CEASARTONE IN
TUSCAN DAWN #5104 SLAB
(POLISHED FINISH)

OPTION 2

• CEASARTONE IN
VANILLA NOIR #5100 SLAB
(POLISHED FINISH)



CEASARTONE IN TUSCAN
DAWN #5104 (POLISHED FINISH)



CEASARTONE IN VANILLA NOIR
#5100 (POLISHED FINISH)

HOMEOWNER INFORMATION

NAME: _____

UNIT #: _____

ADDRESS: _____

CITY: _____ STATE: _____ ZIP: _____

HOME: _____ FAX: _____

EMAIL: _____ EMAIL: _____

EMAIL: _____ EMAIL: _____

CELL: _____ CELL: _____

CELL: _____ CELL: _____

NOTES

STANDARD FINISH OPTIONS (Please Select One)**Standard Scheme “ILIMA” WHITE TILE**

<input type="checkbox"/> UNIT A	Standard Finish	UNIT A INCLUDING LANAI TILE	Included
<input type="checkbox"/> UNIT AL	Standard Finish	UNIT A INCLUDING LANAI TILE	Included
<input type="checkbox"/> UNIT B	Standard Finish	UNIT B INCLUDING LANAI TILE	Included
<input type="checkbox"/> UNIT BG	Standard Finish	UNIT B INCLUDING LANAI TILE	Included
<input type="checkbox"/> UNIT C	Standard Finish	UNIT C INCLUDING LANAI TILE	Included
<input type="checkbox"/> UNIT CG	Standard Finish	UNIT C INCLUDING LANAI TILE	Included
<input type="checkbox"/> UNIT D	Standard Finish	UNIT D INCLUDING LANAI TILE	Included
<input type="checkbox"/> UNIT DL	Standard Finish	UNIT D INCLUDING LANAI TILE	Included

Standard Scheme “ULU” BEIGE TILE

<input type="checkbox"/> UNIT A	Standard Finish	UNIT A INCLUDING LANAI TILE	Included
<input type="checkbox"/> UNIT AL	Standard Finish	UNIT A INCLUDING LANAI TILE	Included
<input type="checkbox"/> UNIT B	Standard Finish	UNIT B INCLUDING LANAI TILE	Included
<input type="checkbox"/> UNIT BG	Standard Finish	UNIT B INCLUDING LANAI TILE	Included
<input type="checkbox"/> UNIT C	Standard Finish	UNIT C INCLUDING LANAI TILE	Included
<input type="checkbox"/> UNIT CG	Standard Finish	UNIT C INCLUDING LANAI TILE	Included
<input type="checkbox"/> UNIT D	Standard Finish	UNIT D INCLUDING LANAI TILE	Included
<input type="checkbox"/> UNIT DL	Standard Finish	UNIT D INCLUDING LANAI TILE	Included

STANDARD SCHEME COUNTER TOP SELECTION - Select one option for your unit type**OPTION 1**

CEASARSTONE STATUARIO NUVO WITH FULL HEIGHT BACKSPLASH IN HORIZONTAL MATCHSTICK
PORCELAIN TILE IN WHITE

<input type="checkbox"/> UNIT A	Standard Finish	CEASARSTONE STATUARIO NUVO	Included
<input type="checkbox"/> UNIT AL	Standard Finish	CEASARSTONE STATUARIO NUVO	Included
<input type="checkbox"/> UNIT B	Standard Finish	CEASARSTONE STATUARIO NUVO	Included
<input type="checkbox"/> UNIT BG	Standard Finish	CEASARSTONE STATUARIO NUVO	Included
<input type="checkbox"/> UNIT C	Standard Finish	CEASARSTONE STATUARIO NUVO	Included
<input type="checkbox"/> UNIT CG	Standard Finish	CEASARSTONE STATUARIO NUVO	Included
<input type="checkbox"/> UNIT D	Standard Finish	CEASARSTONE STATUARIO NUVO	Included
<input type="checkbox"/> UNIT DL	Standard Finish	CEASARSTONE STATUARIO NUVO	Included

STANDARD SCHEME COUNTER TOP SELECTION - Select one option for your unit type (cont.)**OPTION 2**

CEASARSTONE EGGSHELL WITH FULL HEIGHT BACKSPLASH IN HORIZONTAL MATCHSTICK
PORCELAIN TILE IN WHITE

<input type="checkbox"/> UNIT A	Standard Finish	CEASARSTONE EGGSHELL	Included
<input type="checkbox"/> UNIT AL	Standard Finish	CEASARSTONE EGGSHELL	Included
<input type="checkbox"/> UNIT B	Standard Finish	CEASARSTONE EGGSHELL	Included
<input type="checkbox"/> UNIT BG	Standard Finish	CEASARSTONE EGGSHELL	Included
<input type="checkbox"/> UNIT C	Standard Finish	CEASARSTONE EGGSHELL	Included
<input type="checkbox"/> UNIT CG	Standard Finish	CEASARSTONE EGGSHELL	Included
<input type="checkbox"/> UNIT D	Standard Finish	CEASARSTONE EGGSHELL	Included
<input type="checkbox"/> UNIT DL	Standard Finish	CEASARSTONE EGGSHELL	Included

STANDARD SCHEME CABINET SELECTION - Select one option for your unit type**OPTION 1**

CERUSED OAK, QUARTER SAWN VERTICAL GRAIN, PREFINISHED

<input type="checkbox"/> UNIT A	Standard Finish	CERUSED OAK	Included
<input type="checkbox"/> UNIT AL	Standard Finish	CERUSED OAK	Included
<input type="checkbox"/> UNIT B	Standard Finish	CERUSED OAK	Included
<input type="checkbox"/> UNIT BG	Standard Finish	CERUSED OAK	Included
<input type="checkbox"/> UNIT C	Standard Finish	CERUSED OAK	Included
<input type="checkbox"/> UNIT CG	Standard Finish	CERUSED OAK	Included
<input type="checkbox"/> UNIT D	Standard Finish	CERUSED OAK	Included
<input type="checkbox"/> UNIT DL	Standard Finish	CERUSED OAK	Included

OPTION 2

TEAK IN WALNUT FINISH, QUARTER SAWN VERTICAL GRAIN, PREFINISHED

<input type="checkbox"/> UNIT A	Standard Finish	TEAK IN WALNUT FINISH	Included
<input type="checkbox"/> UNIT AL	Standard Finish	TEAK IN WALNUT FINISH	Included
<input type="checkbox"/> UNIT B	Standard Finish	TEAK IN WALNUT FINISH	Included
<input type="checkbox"/> UNIT BG	Standard Finish	TEAK IN WALNUT FINISH	Included
<input type="checkbox"/> UNIT C	Standard Finish	TEAK IN WALNUT FINISH	Included
<input type="checkbox"/> UNIT CG	Standard Finish	TEAK IN WALNUT FINISH	Included
<input type="checkbox"/> UNIT D	Standard Finish	TEAK IN WALNUT FINISH	Included
<input type="checkbox"/> UNIT DL	Standard Finish	TEAK IN WALNUT FINISH	Included

UPGRADE CABINET SELECTION TO REPLACE STANDARD CABINET SELECTION

OPTION 1

ITALIAN MADE WHITE FLUSHED DOOR STYLE CABINETS IN WHITE SATIN MATTE FINISH,
C CHANNEL HARDWARE

<input type="checkbox"/> UNIT A	Upgrade Finish	WHITE FLUSHED DOOR STYLE	\$25,450
<input type="checkbox"/> UNIT AL	Upgrade Finish	WHITE FLUSHED DOOR STYLE	\$25,450
<input type="checkbox"/> UNIT B	Upgrade Finish	WHITE FLUSHED DOOR STYLE	\$25,450
<input type="checkbox"/> UNIT BG	Upgrade Finish	WHITE FLUSHED DOOR STYLE	\$25,450
<input type="checkbox"/> UNIT C	Upgrade Finish	WHITE FLUSHED DOOR STYLE	\$25,450
<input type="checkbox"/> UNIT CG	Upgrade Finish	WHITE FLUSHED DOOR STYLE	\$25,450
<input type="checkbox"/> UNIT D	Upgrade Finish	WHITE FLUSHED DOOR STYLE	\$25,450
<input type="checkbox"/> UNIT DL	Upgrade Finish	WHITE FLUSHED DOOR STYLE	\$25,450

"ILIMA" - Carpet

REPLACE ALL STANDARD CARPET WITH UPGRADE CARPET IN LIVING/ DINING ROOM INCLUDING
INTERIOR STAIRS WITH 10 LBS MEMORY FOAM PADDING

<input type="checkbox"/> UNIT A	Upgrade Finish	ALTA - OAKWOOD	\$2,500
<input type="checkbox"/> UNIT AL	Upgrade Finish	ALTA - OAKWOOD	\$2,500
<input type="checkbox"/> UNIT B	Upgrade Finish	ALTA - OAKWOOD	\$2,500
<input type="checkbox"/> UNIT BG	Upgrade Finish	ALTA - OAKWOOD	\$2,500
<input type="checkbox"/> UNIT C	Upgrade Finish	ALTA - OAKWOOD	\$2,500
<input type="checkbox"/> UNIT CG	Upgrade Finish	ALTA - OAKWOOD	\$2,500
<input type="checkbox"/> UNIT D	Upgrade Finish	ALTA - OAKWOOD	\$2,500
<input type="checkbox"/> UNIT DL	Upgrade Finish	ALTA - OAKWOOD	\$2,500

"ILIMA" - Carpet

REPLACE ALL STANDARD CARPET WITH UPGRADE CARPET IN ALL BEDROOMS & CLOSETS WITH 10 LBS
MEMORY FOAM PADDING

<input type="checkbox"/> UNIT A	Upgrade Finish	ALTA - OAKWOOD	\$3,000
<input type="checkbox"/> UNIT AL	Upgrade Finish	ALTA - OAKWOOD	\$2,500
<input type="checkbox"/> UNIT B	Upgrade Finish	ALTA - OAKWOOD	\$2,750
<input type="checkbox"/> UNIT BG	Upgrade Finish	ALTA - OAKWOOD	\$3,400
<input type="checkbox"/> UNIT C	Upgrade Finish	ALTA - OAKWOOD	\$2,750
<input type="checkbox"/> UNIT CG	Upgrade Finish	ALTA - OAKWOOD	\$3,400
<input type="checkbox"/> UNIT D	Upgrade Finish	ALTA - OAKWOOD	\$3,000
<input type="checkbox"/> UNIT DL	Upgrade Finish	ALTA - OAKWOOD	\$2,500

UPGRADE "ILIMA" - KITCHEN COUNTER TOP

OPTION 1

REPLACE STANDARD KITCHEN COUNTER TOP TO CEASARSTONE TUSCAN DAWN # 5104 - POLISHED

<input type="checkbox"/> UNIT A	Upgrade Finish	TUSCAN DAWN #5104	\$4,900
<input type="checkbox"/> UNIT AL	Upgrade Finish	TUSCAN DAWN #5104	\$4,900
<input type="checkbox"/> UNIT B	Upgrade Finish	TUSCAN DAWN #5104	\$4,900
<input type="checkbox"/> UNIT BG	Upgrade Finish	TUSCAN DAWN #5104	\$4,900
<input type="checkbox"/> UNIT C	Upgrade Finish	TUSCAN DAWN #5104	\$4,900
<input type="checkbox"/> UNIT CG	Upgrade Finish	TUSCAN DAWN #5104	\$4,900
<input type="checkbox"/> UNIT D	Upgrade Finish	TUSCAN DAWN #5104	\$4,900
<input type="checkbox"/> UNIT DL	Upgrade Finish	TUSCAN DAWN #5104	\$4,900

OPTION 2

REPLACE STANDARD KITCHEN COUNTER TOP TO CEASARSTONE VANILLA NOIR # 5100 - POLISHED

<input type="checkbox"/> UNIT A	Upgrade Finish	VANILLA NOIR # 5100	\$4,900
<input type="checkbox"/> UNIT AL	Upgrade Finish	VANILLA NOIR # 5100	\$4,900
<input type="checkbox"/> UNIT B	Upgrade Finish	VANILLA NOIR # 5100	\$4,900
<input type="checkbox"/> UNIT BG	Upgrade Finish	VANILLA NOIR # 5100	\$4,900
<input type="checkbox"/> UNIT C	Upgrade Finish	VANILLA NOIR # 5100	\$4,900
<input type="checkbox"/> UNIT CG	Upgrade Finish	VANILLA NOIR # 5100	\$4,900
<input type="checkbox"/> UNIT D	Upgrade Finish	VANILLA NOIR # 5100	\$4,900
<input type="checkbox"/> UNIT DL	Upgrade Finish	VANILLA NOIR # 5100	\$4,900

UPGRADE "ILIMA" - KITCHEN BACKSPLASH

OPTION 1

ADD FULL HEIGHT QUARTZ KITCHEN BACKSPLASH CEASARSTONE - STATUARIO NUVO # 5111 - POLISHED

<input type="checkbox"/> UNIT A	Upgrade Finish	STATUARIO NUVO # 5111	\$2,950
<input type="checkbox"/> UNIT AL	Upgrade Finish	STATUARIO NUVO # 5111	\$2,950
<input type="checkbox"/> UNIT B	Upgrade Finish	STATUARIO NUVO # 5111	\$2,950
<input type="checkbox"/> UNIT BG	Upgrade Finish	STATUARIO NUVO # 5111	\$2,950
<input type="checkbox"/> UNIT C	Upgrade Finish	STATUARIO NUVO # 5111	\$2,950
<input type="checkbox"/> UNIT CG	Upgrade Finish	STATUARIO NUVO # 5111	\$2,950
<input type="checkbox"/> UNIT D	Upgrade Finish	STATUARIO NUVO # 5111	\$2,950
<input type="checkbox"/> UNIT DL	Upgrade Finish	STATUARIO NUVO # 5111	\$2,950

UPGRADE "ILIMA" - KITCHEN BACKSPLASH (cont.)**OPTION 2**ADD FULL HEIGHT QUARTZ KITCHEN BACKSPLASH CEASARSTONE - EGGSHELL # 3141 - POLISHED

<input type="checkbox"/> UNIT A	Upgrade Finish	EGGSHELL # 3141	\$2,950
<input type="checkbox"/> UNIT AL	Upgrade Finish	EGGSHELL # 3141	\$2,950
<input type="checkbox"/> UNIT B	Upgrade Finish	EGGSHELL # 3141	\$2,950
<input type="checkbox"/> UNIT BG	Upgrade Finish	EGGSHELL # 3141	\$2,950
<input type="checkbox"/> UNIT C	Upgrade Finish	EGGSHELL # 3141	\$2,950
<input type="checkbox"/> UNIT CG	Upgrade Finish	EGGSHELL # 3141	\$2,950
<input type="checkbox"/> UNIT D	Upgrade Finish	EGGSHELL # 3141	\$2,950
<input type="checkbox"/> UNIT DL	Upgrade Finish	EGGSHELL # 3141	\$2,950

OPTION 3ADD FULL HEIGHT QUARTZ KITCHEN BACKSPLASH CEASARSTONE - TUSCAN DAWN #5104 - POLISHED

<input type="checkbox"/> UNIT A	Upgrade Finish	TUSCAN DAWN #5104	\$2,950
<input type="checkbox"/> UNIT AL	Upgrade Finish	TUSCAN DAWN #5104	\$2,950
<input type="checkbox"/> UNIT B	Upgrade Finish	TUSCAN DAWN #5104	\$2,950
<input type="checkbox"/> UNIT BG	Upgrade Finish	TUSCAN DAWN #5104	\$2,950
<input type="checkbox"/> UNIT C	Upgrade Finish	TUSCAN DAWN #5104	\$2,950
<input type="checkbox"/> UNIT CG	Upgrade Finish	TUSCAN DAWN #5104	\$2,950
<input type="checkbox"/> UNIT D	Upgrade Finish	TUSCAN DAWN #5104	\$2,950
<input type="checkbox"/> UNIT DL	Upgrade Finish	TUSCAN DAWN #5104	\$2,950

OPTION 4ADD FULL HEIGHT QUARTZ KITCHEN BACKSPLASH CEASARSTONE - VANILLA NOIR # 5100 - POLISHED

<input type="checkbox"/> UNIT A	Upgrade Finish	VANILLA NOIR # 5100	\$2,950
<input type="checkbox"/> UNIT AL	Upgrade Finish	VANILLA NOIR # 5100	\$2,950
<input type="checkbox"/> UNIT B	Upgrade Finish	VANILLA NOIR # 5100	\$2,950
<input type="checkbox"/> UNIT BG	Upgrade Finish	VANILLA NOIR # 5100	\$2,950
<input type="checkbox"/> UNIT C	Upgrade Finish	VANILLA NOIR # 5100	\$2,950
<input type="checkbox"/> UNIT CG	Upgrade Finish	VANILLA NOIR # 5100	\$2,950
<input type="checkbox"/> UNIT D	Upgrade Finish	VANILLA NOIR # 5100	\$2,950
<input type="checkbox"/> UNIT DL	Upgrade Finish	VANILLA NOIR # 5100	\$2,950

UPGRADE "ILIMA" - KITCHEN BACKSPLASH (cont.)**OPTION 5**

ADD FULL HEIGHT CUSTOM STONE MOSAIC TILE TO KITCHEN BACKSPLASH CLASSENTINO MARBLE PALAZZO WHITE # CT30 MATTE FINISH IN MESH MOUNT

<input type="checkbox"/> UNIT A	Upgrade Finish	LINEAR HEX	\$1,450
<input type="checkbox"/> UNIT AL	Upgrade Finish	LINEAR HEX	\$1,450
<input type="checkbox"/> UNIT B	Upgrade Finish	LINEAR HEX	\$1,450
<input type="checkbox"/> UNIT BG	Upgrade Finish	LINEAR HEX	\$1,450
<input type="checkbox"/> UNIT C	Upgrade Finish	LINEAR HEX	\$1,450
<input type="checkbox"/> UNIT CG	Upgrade Finish	LINEAR HEX	\$1,450
<input type="checkbox"/> UNIT D	Upgrade Finish	LINEAR HEX	\$1,450
<input type="checkbox"/> UNIT DL	Upgrade Finish	LINEAR HEX	\$1,450

OPTION 6

ADD FULL HEIGHT CUSTOM STONE MOSAIC TILE TO KITCHEN BACKSPLASH STONE ALA MODE -URBAN BLUESTONE L222 - 2" X 3"WEDGE - POLISHED - 12" X 13 3/8" SHEET

<input type="checkbox"/> UNIT A	Upgrade Finish	2" X 3"WEDGE	\$1,450
<input type="checkbox"/> UNIT AL	Upgrade Finish	2" X 3"WEDGE	\$1,450
<input type="checkbox"/> UNIT B	Upgrade Finish	2" X 3"WEDGE	\$1,450
<input type="checkbox"/> UNIT BG	Upgrade Finish	2" X 3"WEDGE	\$1,450
<input type="checkbox"/> UNIT C	Upgrade Finish	2" X 3"WEDGE	\$1,450
<input type="checkbox"/> UNIT CG	Upgrade Finish	2" X 3"WEDGE	\$1,450
<input type="checkbox"/> UNIT D	Upgrade Finish	2" X 3"WEDGE	\$1,450
<input type="checkbox"/> UNIT DL	Upgrade Finish	2" X 3"WEDGE	\$1,450

UPGRADE "ILIMA" - MASTER BATH COUNTERTOP**OPTION 1**

REPLACE STANDARD MASTER BATH COUNTERTOP ONLY TO CEASARSTONE TUSCAN DAWN #5104

<input type="checkbox"/> UNIT A	Upgrade Finish	TUSCAN DAWN #5104	\$1,850
<input type="checkbox"/> UNIT AL	Upgrade Finish	TUSCAN DAWN #5104	\$3,700
<input type="checkbox"/> UNIT B	Upgrade Finish	TUSCAN DAWN #5104	\$3,700
<input type="checkbox"/> UNIT BG	Upgrade Finish	TUSCAN DAWN #5104	\$3,700
<input type="checkbox"/> UNIT C	Upgrade Finish	TUSCAN DAWN #5104	\$3,700
<input type="checkbox"/> UNIT CG	Upgrade Finish	TUSCAN DAWN #5104	\$3,700
<input type="checkbox"/> UNIT D	Upgrade Finish	TUSCAN DAWN #5104	\$1,850
<input type="checkbox"/> UNIT DL	Upgrade Finish	TUSCAN DAWN #5104	\$3,700

Renderings and/or photos shown are conceptual and for reference only.

*All prices and materials are subject to change without notice. • March 2019

UPGRADE "ILIMA" - MASTER BATH COUNTERTOP (cont.)**OPTION 2**

REPLACE STANDARD MASTER BATH COUNTERTOP ONLY TO CEASARSTONE VANILLA NOIR #5100

<input type="checkbox"/> UNIT A	Upgrade Finish	VANILLA NOIR # 5100	\$1,850
<input type="checkbox"/> UNIT AL	Upgrade Finish	VANILLA NOIR # 5100	\$3,700
<input type="checkbox"/> UNIT B	Upgrade Finish	VANILLA NOIR # 5100	\$3,700
<input type="checkbox"/> UNIT BG	Upgrade Finish	VANILLA NOIR # 5100	\$3,700
<input type="checkbox"/> UNIT C	Upgrade Finish	VANILLA NOIR # 5100	\$3,700
<input type="checkbox"/> UNIT CG	Upgrade Finish	VANILLA NOIR # 5100	\$3,700
<input type="checkbox"/> UNIT D	Upgrade Finish	VANILLA NOIR # 5100	\$1,850
<input type="checkbox"/> UNIT DL	Upgrade Finish	VANILLA NOIR # 5100	\$3,700

UPGRADE "ILIMA" - ALL OTHER BATHROOM COUNTERTOPS**OPTION 1**

REPLACE STANDARD COUNTERTOPS, AT ALL OTHER BATHROOMS, TO CEASARSTONE TUSCAN DAWN #5104

<input type="checkbox"/> UNIT A	Upgrade Finish	TUSCAN DAWN #5104	\$1,700
<input type="checkbox"/> UNIT AL	Upgrade Finish	TUSCAN DAWN #5104	\$1,000
<input type="checkbox"/> UNIT B	Upgrade Finish	TUSCAN DAWN #5104	\$1,000
<input type="checkbox"/> UNIT BG	Upgrade Finish	TUSCAN DAWN #5104	\$2,100
<input type="checkbox"/> UNIT C	Upgrade Finish	TUSCAN DAWN #5104	\$1,000
<input type="checkbox"/> UNIT CG	Upgrade Finish	TUSCAN DAWN #5104	\$2,100
<input type="checkbox"/> UNIT D	Upgrade Finish	TUSCAN DAWN #5104	\$1,700
<input type="checkbox"/> UNIT DL	Upgrade Finish	TUSCAN DAWN #5104	\$1,000

OPTION 2

REPLACE STANDARD COUNTERTOPS, AT ALL OTHER BATHROOMS, TO CEASARSTONE VANILLA NOIR # 5100

<input type="checkbox"/> UNIT A	Upgrade Finish	VANILLA NOIR # 5100	\$1,700
<input type="checkbox"/> UNIT AL	Upgrade Finish	VANILLA NOIR # 5100	\$1,000
<input type="checkbox"/> UNIT B	Upgrade Finish	VANILLA NOIR # 5100	\$1,000
<input type="checkbox"/> UNIT BG	Upgrade Finish	VANILLA NOIR # 5100	\$2,100
<input type="checkbox"/> UNIT C	Upgrade Finish	VANILLA NOIR # 5100	\$2,100
<input type="checkbox"/> UNIT CG	Upgrade Finish	VANILLA NOIR # 5100	\$2,100
<input type="checkbox"/> UNIT D	Upgrade Finish	VANILLA NOIR # 5100	\$1,700
<input type="checkbox"/> UNIT DL	Upgrade Finish	VANILLA NOIR # 5100	\$1,000

Renderings and/or photos shown are conceptual and for reference only.

*All prices and materials are subject to change without notice. • March 2019

UPGRADE "ILIMA" - MASTER BATH 24" X 48" PORCELAIN TILE ON SHOWER WALLS AND 12" X 24" PORCELAIN TILE FLOORING AND TUB DECK

OPTION 1

REPLACE STANDARD PORCELAIN TILE TO MARAZZI - CLASSENTINO MARBLE - CT30 PALAZZO WHITE IN MATTE FINISH

<input type="checkbox"/> UNIT A	Upgrade Finish	PALAZZO WHITE IN MATTE	\$7,650
<input type="checkbox"/> UNIT AL	Upgrade Finish	PALAZZO WHITE IN MATTE	\$9,700
<input type="checkbox"/> UNIT B	Upgrade Finish	PALAZZO WHITE IN MATTE	\$9,700
<input type="checkbox"/> UNIT BG	Upgrade Finish	PALAZZO WHITE IN MATTE	\$9,700
<input type="checkbox"/> UNIT C	Upgrade Finish	PALAZZO WHITE IN MATTE	\$9,700
<input type="checkbox"/> UNIT CG	Upgrade Finish	PALAZZO WHITE IN MATTE	\$9,700
<input type="checkbox"/> UNIT D	Upgrade Finish	PALAZZO WHITE IN MATTE	\$7,650
<input type="checkbox"/> UNIT DL	Upgrade Finish	PALAZZO WHITE IN MATTE	\$9,700

OPTION 2

REPLACE STANDARD PORCELAIN TILE TO MARAZZI - CLASSENTINO MARBLE - CT31 CORINTH BEIGE IN MATTE FINISH

<input type="checkbox"/> UNIT A	Upgrade Finish	CORINTH BEIGE IN MATTE	\$7,650
<input type="checkbox"/> UNIT AL	Upgrade Finish	CORINTH BEIGE IN MATTE	\$9,700
<input type="checkbox"/> UNIT B	Upgrade Finish	CORINTH BEIGE IN MATTE	\$9,700
<input type="checkbox"/> UNIT BG	Upgrade Finish	CORINTH BEIGE IN MATTE	\$9,700
<input type="checkbox"/> UNIT C	Upgrade Finish	CORINTH BEIGE IN MATTE	\$9,700
<input type="checkbox"/> UNIT CG	Upgrade Finish	CORINTH BEIGE IN MATTE	\$9,700
<input type="checkbox"/> UNIT D	Upgrade Finish	CORINTH BEIGE IN MATTE	\$7,650
<input type="checkbox"/> UNIT DL	Upgrade Finish	CORINTH BEIGE IN MATTE	\$9,700

OPTION 3

REPLACE STANDARD PORCELAIN TILE TO MARAZZI - CLASSENTINO MARBLE - CT34 CENTURIO BLACK IN MATTE FINISH

<input type="checkbox"/> UNIT A	Upgrade Finish	CENTURIO BLACK IN MATTE	\$7,650
<input type="checkbox"/> UNIT AL	Upgrade Finish	CENTURIO BLACK IN MATTE	\$9,700
<input type="checkbox"/> UNIT B	Upgrade Finish	CENTURIO BLACK IN MATTE	\$9,700
<input type="checkbox"/> UNIT BG	Upgrade Finish	CENTURIO BLACK IN MATTE	\$9,700
<input type="checkbox"/> UNIT C	Upgrade Finish	CENTURIO BLACK IN MATTE	\$9,700
<input type="checkbox"/> UNIT CG	Upgrade Finish	CENTURIO BLACK IN MATTE	\$9,700
<input type="checkbox"/> UNIT D	Upgrade Finish	CENTURIO BLACK IN MATTE	\$7,650
<input type="checkbox"/> UNIT DL	Upgrade Finish	CENTURIO BLACK IN MATTE	\$9,700

Renderings and/or photos shown are conceptual and for reference only.

*All prices and materials are subject to change without notice. • March 2019

UPGRADE "ILIMA" - ALL OTHER BATHROOMS 24" X 48" PORCELAIN TILE ON SHOWER WALLS AND 12" X 24" PORCELAIN TILE FLOORING AND TUB DECK

OPTION 1

REPLACE STANDARD PORCELAIN TILE TO MARAZZI - CLASSENTINO MARBLE - CT30 PALAZZO WHITE IN MATTE FINISH

<input type="checkbox"/> UNIT A	Upgrade Finish	PALAZZO WHITE IN MATTE	\$7,850
<input type="checkbox"/> UNIT AL	Upgrade Finish	PALAZZO WHITE IN MATTE	\$4,700
<input type="checkbox"/> UNIT B	Upgrade Finish	PALAZZO WHITE IN MATTE	\$4,700
<input type="checkbox"/> UNIT BG	Upgrade Finish	PALAZZO WHITE IN MATTE	\$7,850
<input type="checkbox"/> UNIT C	Upgrade Finish	PALAZZO WHITE IN MATTE	\$4,700
<input type="checkbox"/> UNIT CG	Upgrade Finish	PALAZZO WHITE IN MATTE	\$7,850
<input type="checkbox"/> UNIT D	Upgrade Finish	PALAZZO WHITE IN MATTE	\$7,850
<input type="checkbox"/> UNIT DL	Upgrade Finish	PALAZZO WHITE IN MATTE	\$4,700

OPTION 2

REPLACE STANDARD PORCELAIN TILE TO MARAZZI - CLASSENTINO MARBLE - CT31 CORINTH BEIGE IN MATTE FINISH

<input type="checkbox"/> UNIT A	Upgrade Finish	CORINTH BEIGE IN MATTE	\$7,850
<input type="checkbox"/> UNIT AL	Upgrade Finish	CORINTH BEIGE IN MATTE	\$4,700
<input type="checkbox"/> UNIT B	Upgrade Finish	CORINTH BEIGE IN MATTE	\$4,700
<input type="checkbox"/> UNIT BG	Upgrade Finish	CORINTH BEIGE IN MATTE	\$7,850
<input type="checkbox"/> UNIT C	Upgrade Finish	CORINTH BEIGE IN MATTE	\$4,700
<input type="checkbox"/> UNIT CG	Upgrade Finish	CORINTH BEIGE IN MATTE	\$7,850
<input type="checkbox"/> UNIT D	Upgrade Finish	CORINTH BEIGE IN MATTE	\$7,850
<input type="checkbox"/> UNIT DL	Upgrade Finish	CORINTH BEIGE IN MATTE	\$4,700

OPTION 3

REPLACE STANDARD PORCELAIN TILE TO MARAZZI - CLASSENTINO MARBLE - CT34 CENTURIO BLACK IN MATTE FINISH

<input type="checkbox"/> UNIT A	Upgrade Finish	CENTURIO BLACK IN MATTE	\$7,850
<input type="checkbox"/> UNIT AL	Upgrade Finish	CENTURIO BLACK IN MATTE	\$4,700
<input type="checkbox"/> UNIT B	Upgrade Finish	CENTURIO BLACK IN MATTE	\$4,700
<input type="checkbox"/> UNIT BG	Upgrade Finish	CENTURIO BLACK IN MATTE	\$7,850
<input type="checkbox"/> UNIT C	Upgrade Finish	CENTURIO BLACK IN MATTE	\$4,700
<input type="checkbox"/> UNIT CG	Upgrade Finish	CENTURIO BLACK IN MATTE	\$7,850
<input type="checkbox"/> UNIT D	Upgrade Finish	CENTURIO BLACK IN MATTE	\$7,850
<input type="checkbox"/> UNIT DL	Upgrade Finish	CENTURIO BLACK IN MATTE	\$4,700

Renderings and/or photos shown are conceptual and for reference only.

*All prices and materials are subject to change without notice. • March 2019

UPGRADE "ILIMA" - WOOD TO 12" X 24" PORCELAIN TILE FLOORING IN KITCHEN INCLUDING HALLWAY

<input type="checkbox"/> UNIT A	Upgrade Finish	ILIMA 12" X 24" PORCELAIN TILE	\$5,800
<input type="checkbox"/> UNIT AL	Upgrade Finish	ILIMA 12" X 24" PORCELAIN TILE	\$5,800
<input type="checkbox"/> UNIT B	Upgrade Finish	ILIMA 12" X 24" PORCELAIN TILE	\$5,800
<input type="checkbox"/> UNIT BG	Upgrade Finish	ILIMA 12" X 24" PORCELAIN TILE	\$5,800
<input type="checkbox"/> UNIT C	Upgrade Finish	ILIMA 12" X 24" PORCELAIN TILE	\$5,800
<input type="checkbox"/> UNIT CG	Upgrade Finish	ILIMA 12" X 24" PORCELAIN TILE	\$5,800
<input type="checkbox"/> UNIT D	Upgrade Finish	ILIMA 12" X 24" PORCELAIN TILE	\$5,800
<input type="checkbox"/> UNIT DL	Upgrade Finish	ILIMA 12" X 24" PORCELAIN TILE	\$5,800

UPGRADE "ILIMA" - CARPET TO 12" X 24" PORCELAIN TILE FLOORING IN DINING ROOM & LIVING ROOM INCLUDING INTERIOR STAIRS

<input type="checkbox"/> UNIT A	Upgrade Finish	ILIMA 12" X 24" PORCELAIN TILE	\$19,000
<input type="checkbox"/> UNIT AL	Upgrade Finish	ILIMA 12" X 24" PORCELAIN TILE	\$19,000
<input type="checkbox"/> UNIT B	Upgrade Finish	ILIMA 12" X 24" PORCELAIN TILE	\$19,000
<input type="checkbox"/> UNIT BG	Upgrade Finish	ILIMA 12" X 24" PORCELAIN TILE	\$19,000
<input type="checkbox"/> UNIT C	Upgrade Finish	ILIMA 12" X 24" PORCELAIN TILE	\$19,000
<input type="checkbox"/> UNIT CG	Upgrade Finish	ILIMA 12" X 24" PORCELAIN TILE	\$19,000
<input type="checkbox"/> UNIT D	Upgrade Finish	ILIMA 12" X 24" PORCELAIN TILE	\$19,000
<input type="checkbox"/> UNIT DL	Upgrade Finish	ILIMA 12" X 24" PORCELAIN TILE	\$19,000

UPGRADE "ILIMA" - CARPET TO 12" X 24" PORCELAIN TILE FLOORING IN IN MASTER BEDROOM & CLOSET, BEDROOMS 2 & 3 AND CLOSETS

<input type="checkbox"/> UNIT A	Upgrade Finish	ILIMA 12" X 24" PORCELAIN TILE	\$26,350
<input type="checkbox"/> UNIT AL	Upgrade Finish	ILIMA 12" X 24" PORCELAIN TILE	\$29,050
<input type="checkbox"/> UNIT B	Upgrade Finish	ILIMA 12" X 24" PORCELAIN TILE	\$22,600
<input type="checkbox"/> UNIT BG	Upgrade Finish	ILIMA 12" X 24" PORCELAIN TILE	\$32,300
<input type="checkbox"/> UNIT C	Upgrade Finish	ILIMA 12" X 24" PORCELAIN TILE	\$22,600
<input type="checkbox"/> UNIT CG	Upgrade Finish	ILIMA 12" X 24" PORCELAIN TILE	\$32,300
<input type="checkbox"/> UNIT D	Upgrade Finish	ILIMA 12" X 24" PORCELAIN TILE	\$26,350
<input type="checkbox"/> UNIT DL	Upgrade Finish	ILIMA 12" X 24" PORCELAIN TILE	\$29,050

UPGRADE "ILIMA" - WOOD TO 6" X 36" WOOD PORCELAIN TILE FLOORING IN KITCHEN INCLUDING HALLWAY

<input type="checkbox"/> UNIT A	Upgrade Finish	ILIMA 6" X 36" WOOD PORCELAIN TILE	\$5,800
<input type="checkbox"/> UNIT AL	Upgrade Finish	ILIMA 6" X 36" WOOD PORCELAIN TILE	\$5,800
<input type="checkbox"/> UNIT B	Upgrade Finish	ILIMA 6" X 36" WOOD PORCELAIN TILE	\$5,800
<input type="checkbox"/> UNIT BG	Upgrade Finish	ILIMA 6" X 36" WOOD PORCELAIN TILE	\$5,800
<input type="checkbox"/> UNIT C	Upgrade Finish	ILIMA 6" X 36" WOOD PORCELAIN TILE	\$5,800
<input type="checkbox"/> UNIT CG	Upgrade Finish	ILIMA 6" X 36" WOOD PORCELAIN TILE	\$5,800
<input type="checkbox"/> UNIT D	Upgrade Finish	ILIMA 6" X 36" WOOD PORCELAIN TILE	\$5,800
<input type="checkbox"/> UNIT DL	Upgrade Finish	ILIMA 6" X 36" WOOD PORCELAIN TILE	\$5,800

UPGRADE "ILIMA" - CARPET TO 6" X 36" WOOD PORCELAIN TILE FLOORING IN DINING ROOM & LIVING ROOM INCLUDING INTERIOR STAIRS

<input type="checkbox"/> UNIT A	Upgrade Finish	ILIMA 6" X 36" WOOD PORCELAIN TILE	\$19,000
<input type="checkbox"/> UNIT AL	Upgrade Finish	ILIMA 6" X 36" WOOD PORCELAIN TILE	\$19,000
<input type="checkbox"/> UNIT B	Upgrade Finish	ILIMA 6" X 36" WOOD PORCELAIN TILE	\$19,000
<input type="checkbox"/> UNIT BG	Upgrade Finish	ILIMA 6" X 36" WOOD PORCELAIN TILE	\$19,000
<input type="checkbox"/> UNIT C	Upgrade Finish	ILIMA 6" X 36" WOOD PORCELAIN TILE	\$19,000
<input type="checkbox"/> UNIT CG	Upgrade Finish	ILIMA 6" X 36" WOOD PORCELAIN TILE	\$19,000
<input type="checkbox"/> UNIT D	Upgrade Finish	ILIMA 6" X 36" WOOD PORCELAIN TILE	\$19,000
<input type="checkbox"/> UNIT DL	Upgrade Finish	ILIMA 6" X 36" WOOD PORCELAIN TILE	\$19,000

UPGRADE "ILIMA" - CARPET TO 6" X 36" WOOD PORCELAIN TILE FLOORING IN MASTER BEDROOM & CLOSET, BEDROOMS 2 & 3 AND CLOSETS

<input type="checkbox"/> UNIT A	Upgrade Finish	ILIMA 6" X 36" WOOD PORCELAIN TILE	\$26,350
<input type="checkbox"/> UNIT AL	Upgrade Finish	ILIMA 6" X 36" WOOD PORCELAIN TILE	\$29,050
<input type="checkbox"/> UNIT B	Upgrade Finish	ILIMA 6" X 36" WOOD PORCELAIN TILE	\$22,600
<input type="checkbox"/> UNIT BG	Upgrade Finish	ILIMA 6" X 36" WOOD PORCELAIN TILE	\$32,300
<input type="checkbox"/> UNIT C	Upgrade Finish	ILIMA 6" X 36" WOOD PORCELAIN TILE	\$22,600
<input type="checkbox"/> UNIT CG	Upgrade Finish	ILIMA 6" X 36" WOOD PORCELAIN TILE	\$32,300
<input type="checkbox"/> UNIT D	Upgrade Finish	ILIMA 6" X 36" WOOD PORCELAIN TILE	\$26,350
<input type="checkbox"/> UNIT DL	Upgrade Finish	ILIMA 6" X 36" WOOD PORCELAIN TILE	\$29,050

UPGRADE "ILIMA" - CARPET TO WOOD FLOORING IN DINING ROOM & LIVING ROOM INCLUDING INTERIOR STAIRS

<input type="checkbox"/> UNIT A	Upgrade Finish	ILIMA WOOD FLOORING SCHEME	\$15,500
<input type="checkbox"/> UNIT AL	Upgrade Finish	ILIMA WOOD FLOORING SCHEME	\$15,500
<input type="checkbox"/> UNIT B	Upgrade Finish	ILIMA WOOD FLOORING SCHEME	\$15,500
<input type="checkbox"/> UNIT BG	Upgrade Finish	ILIMA WOOD FLOORING SCHEME	\$15,500
<input type="checkbox"/> UNIT C	Upgrade Finish	ILIMA WOOD FLOORING SCHEME	\$15,500
<input type="checkbox"/> UNIT CG	Upgrade Finish	ILIMA WOOD FLOORING SCHEME	\$15,500
<input type="checkbox"/> UNIT D	Upgrade Finish	ILIMA WOOD FLOORING SCHEME	\$15,500
<input type="checkbox"/> UNIT DL	Upgrade Finish	ILIMA WOOD FLOORING SCHEME	\$15,500

UPGRADE "ILIMA" - CARPET TO WOOD FLOORING IN MASTER BEDROOM & CLOSET, BEDROOMS 2 & 3 AND CLOSETS

<input type="checkbox"/> UNIT A	Upgrade Finish	ILIMA WOOD FLOORING SCHEME	\$15,600
<input type="checkbox"/> UNIT AL	Upgrade Finish	ILIMA WOOD FLOORING SCHEME	\$16,700
<input type="checkbox"/> UNIT B	Upgrade Finish	ILIMA WOOD FLOORING SCHEME	\$18,050
<input type="checkbox"/> UNIT BG	Upgrade Finish	ILIMA WOOD FLOORING SCHEME	\$23,650
<input type="checkbox"/> UNIT C	Upgrade Finish	ILIMA WOOD FLOORING SCHEME	\$18,050
<input type="checkbox"/> UNIT CG	Upgrade Finish	ILIMA WOOD FLOORING SCHEME	\$23,650
<input type="checkbox"/> UNIT D	Upgrade Finish	ILIMA WOOD FLOORING SCHEME	\$15,600
<input type="checkbox"/> UNIT DL	Upgrade Finish	ILIMA WOOD FLOORING SCHEME	\$16,700

"ULU" - REPLACE ALL STANDARD CARPET WITH UPGRADE CARPET IN LIVING/ DINING ROOM INCLUDING INTERIOR STAIRS WITH 10 LBS MEMORY FOAM PADDING

<input type="checkbox"/> UNIT A	Upgrade Finish	ALTA - MOCCACHINO	\$2,500
<input type="checkbox"/> UNIT AL	Upgrade Finish	ALTA - MOCCACHINO	\$2,500
<input type="checkbox"/> UNIT B	Upgrade Finish	ALTA - MOCCACHINO	\$2,500
<input type="checkbox"/> UNIT BG	Upgrade Finish	ALTA - MOCCACHINO	\$2,500
<input type="checkbox"/> UNIT C	Upgrade Finish	ALTA - MOCCACHINO	\$2,500
<input type="checkbox"/> UNIT CG	Upgrade Finish	ALTA - MOCCACHINO	\$2,500
<input type="checkbox"/> UNIT D	Upgrade Finish	ALTA - MOCCACHINO	\$2,500
<input type="checkbox"/> UNIT DL	Upgrade Finish	ALTA - MOCCACHINO	\$2,500

"ULU" - REPLACE ALL STANDARD CARPET WITH UPGRADE CARPET IN ALL BEDROOMS & CLOSETS WITH 10 LBS MEMORY FOAM PADDING

<input type="checkbox"/> UNIT A	Upgrade Finish	ALTA - MOCCACHINO	\$3,000
<input type="checkbox"/> UNIT AL	Upgrade Finish	ALTA - MOCCACHINO	\$2,500
<input type="checkbox"/> UNIT B	Upgrade Finish	ALTA - MOCCACHINO	\$2,750
<input type="checkbox"/> UNIT BG	Upgrade Finish	ALTA - MOCCACHINO	\$3,400
<input type="checkbox"/> UNIT C	Upgrade Finish	ALTA - MOCCACHINO	\$2,750
<input type="checkbox"/> UNIT CG	Upgrade Finish	ALTA - MOCCACHINO	\$3,400
<input type="checkbox"/> UNIT D	Upgrade Finish	ALTA - MOCCACHINO	\$3,000
<input type="checkbox"/> UNIT DL	Upgrade Finish	ALTA - MOCCACHINO	\$2,500

UPGRADE "ULU" - KITCHEN COUNTER TOP

OPTION 1

REPLACE STANDARD KITCHEN COUNTERTOP TO CEASARSTONE TUSCAN DAWN #5104

<input type="checkbox"/> UNIT A	Upgrade Finish	TUSCAN DAWN #5104	\$4,900
<input type="checkbox"/> UNIT AL	Upgrade Finish	TUSCAN DAWN #5104	\$4,900
<input type="checkbox"/> UNIT B	Upgrade Finish	TUSCAN DAWN #5104	\$4,900
<input type="checkbox"/> UNIT BG	Upgrade Finish	TUSCAN DAWN #5104	\$4,900
<input type="checkbox"/> UNIT C	Upgrade Finish	TUSCAN DAWN #5104	\$4,900
<input type="checkbox"/> UNIT CG	Upgrade Finish	TUSCAN DAWN #5104	\$4,900
<input type="checkbox"/> UNIT D	Upgrade Finish	TUSCAN DAWN #5104	\$4,900
<input type="checkbox"/> UNIT DL	Upgrade Finish	TUSCAN DAWN #5104	\$4,900

OPTION 2

REPLACE STANDARD KITCHEN COUNTERTOP TO CEASARSTONE VANILLA NOIR #5100

<input type="checkbox"/> UNIT A	Upgrade Finish	VANILLA NOIR # 5100	\$4,900
<input type="checkbox"/> UNIT AL	Upgrade Finish	VANILLA NOIR # 5100	\$4,900
<input type="checkbox"/> UNIT B	Upgrade Finish	VANILLA NOIR # 5100	\$4,900
<input type="checkbox"/> UNIT BG	Upgrade Finish	VANILLA NOIR # 5100	\$4,900
<input type="checkbox"/> UNIT C	Upgrade Finish	VANILLA NOIR # 5100	\$4,900
<input type="checkbox"/> UNIT CG	Upgrade Finish	VANILLA NOIR # 5100	\$4,900
<input type="checkbox"/> UNIT D	Upgrade Finish	VANILLA NOIR # 5100	\$4,900
<input type="checkbox"/> UNIT DL	Upgrade Finish	VANILLA NOIR # 5100	\$4,900

UPGRADE “ULU” - KITCHEN BACKSPLASH**OPTION 1**

ADD FULL HEIGHT QUARTZ KITCHEN BACKSPLASH CEASARSTONE - STATUARIO NUVO # 5111 - POLISHED

<input type="checkbox"/> UNIT A	Upgrade Finish	STATUARIO NUVO # 5111	\$2,950
<input type="checkbox"/> UNIT AL	Upgrade Finish	STATUARIO NUVO # 5111	\$2,950
<input type="checkbox"/> UNIT B	Upgrade Finish	STATUARIO NUVO # 5111	\$2,950
<input type="checkbox"/> UNIT BG	Upgrade Finish	STATUARIO NUVO # 5111	\$2,950
<input type="checkbox"/> UNIT C	Upgrade Finish	STATUARIO NUVO # 5111	\$2,950
<input type="checkbox"/> UNIT CG	Upgrade Finish	STATUARIO NUVO # 5111	\$2,950
<input type="checkbox"/> UNIT D	Upgrade Finish	STATUARIO NUVO # 5111	\$2,950
<input type="checkbox"/> UNIT DL	Upgrade Finish	STATUARIO NUVO # 5111	\$2,950

OPTION 2

ADD FULL HEIGHT QUARTZ KITCHEN BACKSPLASH CEASARSTONE - EGGSHELL # 3141 - POLISHED

<input type="checkbox"/> UNIT A	Upgrade Finish	EGGSHELL # 3141	\$2,950
<input type="checkbox"/> UNIT AL	Upgrade Finish	EGGSHELL # 3141	\$2,950
<input type="checkbox"/> UNIT B	Upgrade Finish	EGGSHELL # 3141	\$2,950
<input type="checkbox"/> UNIT BG	Upgrade Finish	EGGSHELL # 3141	\$2,950
<input type="checkbox"/> UNIT C	Upgrade Finish	EGGSHELL # 3141	\$2,950
<input type="checkbox"/> UNIT CG	Upgrade Finish	EGGSHELL # 3141	\$2,950
<input type="checkbox"/> UNIT D	Upgrade Finish	EGGSHELL # 3141	\$2,950
<input type="checkbox"/> UNIT DL	Upgrade Finish	EGGSHELL # 3141	\$2,950

OPTION 3

ADD FULL HEIGHT QUARTZ KITCHEN BACKSPLASH CEASARSTONE - TUSCAN DAWN #5104 - POLISHED

<input type="checkbox"/> UNIT A	Upgrade Finish	TUSCAN DAWN #5104	\$2,950
<input type="checkbox"/> UNIT AL	Upgrade Finish	TUSCAN DAWN #5104	\$2,950
<input type="checkbox"/> UNIT B	Upgrade Finish	TUSCAN DAWN #5104	\$2,950
<input type="checkbox"/> UNIT BG	Upgrade Finish	TUSCAN DAWN #5104	\$2,950
<input type="checkbox"/> UNIT C	Upgrade Finish	TUSCAN DAWN #5104	\$2,950
<input type="checkbox"/> UNIT CG	Upgrade Finish	TUSCAN DAWN #5104	\$2,950
<input type="checkbox"/> UNIT D	Upgrade Finish	TUSCAN DAWN #5104	\$2,950
<input type="checkbox"/> UNIT DL	Upgrade Finish	TUSCAN DAWN #5104	\$2,950

UPGRADE "ULU" - KITCHEN BACKSPLASH (cont.)**OPTION 4**

ADD FULL HEIGHT QUARTZ KITCHEN BACKSPLASH CEASARSTONE - VANILLA NOIR # 5100 - POLISHED

<input type="checkbox"/> UNIT A	Upgrade Finish	VANILLA NOIR # 5100	\$2,950
<input type="checkbox"/> UNIT AL	Upgrade Finish	VANILLA NOIR # 5100	\$2,950
<input type="checkbox"/> UNIT B	Upgrade Finish	VANILLA NOIR # 5100	\$2,950
<input type="checkbox"/> UNIT BG	Upgrade Finish	VANILLA NOIR # 5100	\$2,950
<input type="checkbox"/> UNIT C	Upgrade Finish	VANILLA NOIR # 5100	\$2,950
<input type="checkbox"/> UNIT CG	Upgrade Finish	VANILLA NOIR # 5100	\$2,950
<input type="checkbox"/> UNIT D	Upgrade Finish	VANILLA NOIR # 5100	\$2,950
<input type="checkbox"/> UNIT DL	Upgrade Finish	VANILLA NOIR # 5100	\$2,950

OPTION 5

ADD FULL HEIGHT CUSTOM STONE MOSAIC TILE TO KITCHEN BACKSPLASH CLASSENTINO MARBLE PALAZZO WHITE # CT30 MATTE FINISH IN MESH MOUNT

<input type="checkbox"/> UNIT A	Upgrade Finish	LINEAR HEX	\$1,450
<input type="checkbox"/> UNIT AL	Upgrade Finish	LINEAR HEX	\$1,450
<input type="checkbox"/> UNIT B	Upgrade Finish	LINEAR HEX	\$1,450
<input type="checkbox"/> UNIT BG	Upgrade Finish	LINEAR HEX	\$1,450
<input type="checkbox"/> UNIT C	Upgrade Finish	LINEAR HEX	\$1,450
<input type="checkbox"/> UNIT CG	Upgrade Finish	LINEAR HEX	\$1,450
<input type="checkbox"/> UNIT D	Upgrade Finish	LINEAR HEX	\$1,450
<input type="checkbox"/> UNIT DL	Upgrade Finish	LINEAR HEX	\$1,450

OPTION 6

ADD FULL HEIGHT CUSTOM STONE MOSAIC TILE TO KITCHEN BACKSPLASH STONE ALA MODE -URBAN BLUESTONE L222 - 2" X 3"WEDGE - POLISHED - 12"X 13 3/8" SHEET

<input type="checkbox"/> UNIT A	Upgrade Finish	2" X 3"WEDGE	\$1,450
<input type="checkbox"/> UNIT AL	Upgrade Finish	2" X 3"WEDGE	\$1,450
<input type="checkbox"/> UNIT B	Upgrade Finish	2" X 3"WEDGE	\$1,450
<input type="checkbox"/> UNIT BG	Upgrade Finish	2" X 3"WEDGE	\$1,450
<input type="checkbox"/> UNIT C	Upgrade Finish	2" X 3"WEDGE	\$1,450
<input type="checkbox"/> UNIT CG	Upgrade Finish	2" X 3"WEDGE	\$1,450
<input type="checkbox"/> UNIT D	Upgrade Finish	2" X 3"WEDGE	\$1,450
<input type="checkbox"/> UNIT DL	Upgrade Finish	2" X 3"WEDGE	\$1,450

UPGRADE "ULU" - MASTER BATH COUNTER TOP**OPTION 1**

REPLACE STANDARD MASTER BATH COUNTERTOP TO CEASARSTONE TUSCAN DAWN #5104

<input type="checkbox"/> UNIT A	Upgrade Finish	TUSCAN DAWN #5104	\$1,850
<input type="checkbox"/> UNIT AL	Upgrade Finish	TUSCAN DAWN #5104	\$3,700
<input type="checkbox"/> UNIT B	Upgrade Finish	TUSCAN DAWN #5104	\$3,700
<input type="checkbox"/> UNIT BG	Upgrade Finish	TUSCAN DAWN #5104	\$3,700
<input type="checkbox"/> UNIT C	Upgrade Finish	TUSCAN DAWN #5104	\$3,700
<input type="checkbox"/> UNIT CG	Upgrade Finish	TUSCAN DAWN #5104	\$3,700
<input type="checkbox"/> UNIT D	Upgrade Finish	TUSCAN DAWN #5104	\$1,850
<input type="checkbox"/> UNIT DL	Upgrade Finish	TUSCAN DAWN #5104	\$3,700

OPTION 2

REPLACE STANDARD MASTER BATH COUNTERTOP TO CEASARSTONE VANILLA NOIR # 5100

<input type="checkbox"/> UNIT A	Upgrade Finish	VANILLA NOIR # 5100	\$1,850
<input type="checkbox"/> UNIT AL	Upgrade Finish	VANILLA NOIR # 5100	\$3,700
<input type="checkbox"/> UNIT B	Upgrade Finish	VANILLA NOIR # 5100	\$3,700
<input type="checkbox"/> UNIT BG	Upgrade Finish	VANILLA NOIR # 5100	\$3,700
<input type="checkbox"/> UNIT C	Upgrade Finish	VANILLA NOIR # 5100	\$3,700
<input type="checkbox"/> UNIT CG	Upgrade Finish	VANILLA NOIR # 5100	\$3,700
<input type="checkbox"/> UNIT D	Upgrade Finish	VANILLA NOIR # 5100	\$1,850
<input type="checkbox"/> UNIT DL	Upgrade Finish	VANILLA NOIR # 5100	\$3,700

UPGRADE "ULU" - ALL OTHER BATHROOMS COUNTER TOP**OPTION 1**

REPLACE ALL OTHER STANDARD BATHROOM COUNTERTOPS TO CEASARSTONE TUSCAN DAWN #5104

<input type="checkbox"/> UNIT A	Upgrade Finish	TUSCAN DAWN #5104	\$1,700
<input type="checkbox"/> UNIT AL	Upgrade Finish	TUSCAN DAWN #5104	\$1,000
<input type="checkbox"/> UNIT B	Upgrade Finish	TUSCAN DAWN #5104	\$1,000
<input type="checkbox"/> UNIT BG	Upgrade Finish	TUSCAN DAWN #5104	\$2,100
<input type="checkbox"/> UNIT C	Upgrade Finish	TUSCAN DAWN #5104	\$1,000
<input type="checkbox"/> UNIT CG	Upgrade Finish	TUSCAN DAWN #5104	\$2,100
<input type="checkbox"/> UNIT D	Upgrade Finish	TUSCAN DAWN #5104	\$1,700
<input type="checkbox"/> UNIT DL	Upgrade Finish	TUSCAN DAWN #5104	\$1,000

UPGRADE "ULU" - ALL OTHER BATHROOMS COUNTER TOP (cont.)**OPTION 2**

REPLACE ALL OTHER STANDARD BATHROOM COUNTERTOPS TO CEASARSTONE VANILLA NOIR # 5100

<input type="checkbox"/> UNIT A	Upgrade Finish	VANILLA NOIR # 5100	\$1,700
<input type="checkbox"/> UNIT AL	Upgrade Finish	VANILLA NOIR # 5100	\$1,000
<input type="checkbox"/> UNIT B	Upgrade Finish	VANILLA NOIR # 5100	\$1,000
<input type="checkbox"/> UNIT BG	Upgrade Finish	VANILLA NOIR # 5100	\$2,100
<input type="checkbox"/> UNIT C	Upgrade Finish	VANILLA NOIR # 5100	\$1,000
<input type="checkbox"/> UNIT CG	Upgrade Finish	VANILLA NOIR # 5100	\$2,100
<input type="checkbox"/> UNIT D	Upgrade Finish	VANILLA NOIR # 5100	\$1,700
<input type="checkbox"/> UNIT DL	Upgrade Finish	VANILLA NOIR # 5100	\$1,000

UPGRADE "ULU" - MASTER BATH 24" X 48" PORCELAIN TILE ON SHOWER WALLS AND 12" X 24" PORCELAIN TILE FLOORING AND TUB DECK**OPTION 1**

REPLACE STANDARD PORCELAIN TILE TO MARAZZI - CLASSENTINO MARBLE - CT30 PALAZZO WHITE IN MATTE FINISH

<input type="checkbox"/> UNIT A	Upgrade Finish	PALAZZO WHITE IN MATTE	\$7,650
<input type="checkbox"/> UNIT AL	Upgrade Finish	PALAZZO WHITE IN MATTE	\$9,700
<input type="checkbox"/> UNIT B	Upgrade Finish	PALAZZO WHITE IN MATTE	\$9,700
<input type="checkbox"/> UNIT BG	Upgrade Finish	PALAZZO WHITE IN MATTE	\$9,700
<input type="checkbox"/> UNIT C	Upgrade Finish	PALAZZO WHITE IN MATTE	\$9,700
<input type="checkbox"/> UNIT CG	Upgrade Finish	PALAZZO WHITE IN MATTE	\$9,700
<input type="checkbox"/> UNIT D	Upgrade Finish	PALAZZO WHITE IN MATTE	\$7,650
<input type="checkbox"/> UNIT DL	Upgrade Finish	PALAZZO WHITE IN MATTE	\$9,700

OPTION 2

REPLACE STANDARD PORCELAIN TILE TO MARAZZI - CLASSENTINO MARBLE - CT31 CORINTH BEIGE IN MATTE FINISH

<input type="checkbox"/> UNIT A	Upgrade Finish	CORINTH BEIGE IN MATTE	\$7,650
<input type="checkbox"/> UNIT AL	Upgrade Finish	CORINTH BEIGE IN MATTE	\$9,700
<input type="checkbox"/> UNIT B	Upgrade Finish	CORINTH BEIGE IN MATTE	\$9,700
<input type="checkbox"/> UNIT BG	Upgrade Finish	CORINTH BEIGE IN MATTE	\$9,700
<input type="checkbox"/> UNIT C	Upgrade Finish	CORINTH BEIGE IN MATTE	\$9,700
<input type="checkbox"/> UNIT CG	Upgrade Finish	CORINTH BEIGE IN MATTE	\$9,700
<input type="checkbox"/> UNIT D	Upgrade Finish	CORINTH BEIGE IN MATTE	\$7,650
<input type="checkbox"/> UNIT DL	Upgrade Finish	CORINTH BEIGE IN MATTE	\$9,700

Renderings and/or photos shown are conceptual and for reference only.

*All prices and materials are subject to change without notice. • March 2019

UPGRADE "ULU" - MASTER BATH 24" X 48" PORCELAIN TILE ON SHOWER WALLS AND 12" X 24" PORCELAIN TILE FLOORING AND TUB DECK (cont)

OPTION 3

REPLACE STANDARD PORCELAIN TILE TO MARAZZI - CLASSENTINO MARBLE - CT34 CENTURIO BLACK IN MATTE FINISH

<input type="checkbox"/> UNIT A	Upgrade Finish	CENTURIO BLACK IN MATTE	\$7,650
<input type="checkbox"/> UNIT AL	Upgrade Finish	CENTURIO BLACK IN MATTE	\$9,700
<input type="checkbox"/> UNIT B	Upgrade Finish	CENTURIO BLACK IN MATTE	\$9,700
<input type="checkbox"/> UNIT BG	Upgrade Finish	CENTURIO BLACK IN MATTE	\$9,700
<input type="checkbox"/> UNIT C	Upgrade Finish	CENTURIO BLACK IN MATTE	\$9,700
<input type="checkbox"/> UNIT CG	Upgrade Finish	CENTURIO BLACK IN MATTE	\$9,700
<input type="checkbox"/> UNIT D	Upgrade Finish	CENTURIO BLACK IN MATTE	\$7,650
<input type="checkbox"/> UNIT DL	Upgrade Finish	CENTURIO BLACK IN MATTE	\$9,700

UPGRADE "ULU" - ALL OTHER BATHROOMS 24" X 48" PORCELAIN TILE ON SHOWER WALLS AND 12" X 24" PORCELAIN TILE FLOORING AND TUB DECK

OPTION 1

REPLACE STANDARD PORCELAIN TILE TO MARAZZI - CLASSENTINO MARBLE - CT30 PALAZZO WHITE IN MATTE FINISH

<input type="checkbox"/> UNIT A	Upgrade Finish	PALAZZO WHITE IN MATTE	\$7,850
<input type="checkbox"/> UNIT AL	Upgrade Finish	PALAZZO WHITE IN MATTE	\$4,700
<input type="checkbox"/> UNIT B	Upgrade Finish	PALAZZO WHITE IN MATTE	\$4,700
<input type="checkbox"/> UNIT BG	Upgrade Finish	PALAZZO WHITE IN MATTE	\$7,850
<input type="checkbox"/> UNIT C	Upgrade Finish	PALAZZO WHITE IN MATTE	\$4,700
<input type="checkbox"/> UNIT CG	Upgrade Finish	PALAZZO WHITE IN MATTE	\$4,700
<input type="checkbox"/> UNIT D	Upgrade Finish	PALAZZO WHITE IN MATTE	\$7,850
<input type="checkbox"/> UNIT DL	Upgrade Finish	PALAZZO WHITE IN MATTE	\$4,700

UPGRADE "ULU" - ALL OTHER BATHROOMS 24" X 48" PORCELAIN TILE ON SHOWER WALLS AND 12" X 24" PORCELAIN TILE FLOORING AND TUB DECK (cont.)

OPTION 2

REPLACE STANDARD PORCELAIN TILE TO MARAZZI - CLASSENTINO MARBLE - CT31 CORINTH BEIGE IN MATTE FINISH

<input type="checkbox"/> UNIT A	Upgrade Finish	CORINTH BEIGE IN MATTE	\$7,850
<input type="checkbox"/> UNIT AL	Upgrade Finish	CORINTH BEIGE IN MATTE	\$4,700
<input type="checkbox"/> UNIT B	Upgrade Finish	CORINTH BEIGE IN MATTE	\$4,700
<input type="checkbox"/> UNIT BG	Upgrade Finish	CORINTH BEIGE IN MATTE	\$7,850
<input type="checkbox"/> UNIT C	Upgrade Finish	CORINTH BEIGE IN MATTE	\$4,700
<input type="checkbox"/> UNIT CG	Upgrade Finish	CORINTH BEIGE IN MATTE	\$4,700
<input type="checkbox"/> UNIT D	Upgrade Finish	CORINTH BEIGE IN MATTE	\$7,850
<input type="checkbox"/> UNIT DL	Upgrade Finish	CORINTH BEIGE IN MATTE	\$4,700

OPTION 3

REPLACE STANDARD PORCELAIN TILE TO MARAZZI - CLASSENTINO MARBLE - CT34 CENTURIO BLACK IN MATTE FINISH

<input type="checkbox"/> UNIT A	Upgrade Finish	CENTURIO BLACK IN MATTE	\$7,850
<input type="checkbox"/> UNIT AL	Upgrade Finish	CENTURIO BLACK IN MATTE	\$4,700
<input type="checkbox"/> UNIT B	Upgrade Finish	CENTURIO BLACK IN MATTE	\$4,700
<input type="checkbox"/> UNIT BG	Upgrade Finish	CENTURIO BLACK IN MATTE	\$7,850
<input type="checkbox"/> UNIT C	Upgrade Finish	CENTURIO BLACK IN MATTE	\$4,700
<input type="checkbox"/> UNIT CG	Upgrade Finish	CENTURIO BLACK IN MATTE	\$4,700
<input type="checkbox"/> UNIT D	Upgrade Finish	CENTURIO BLACK IN MATTE	\$7,850
<input type="checkbox"/> UNIT DL	Upgrade Finish	CENTURIO BLACK IN MATTE	\$4,700

UPGRADE "ULU" - WOOD TO 12" X 24" PORCELAIN TILE FLOORING IN KITCHEN INCLUDING HALLWAY

<input type="checkbox"/> UNIT A	Upgrade Finish	ULU 12" X 24" PORCELAIN TILE	\$5,800
<input type="checkbox"/> UNIT AL	Upgrade Finish	ULU 12" X 24" PORCELAIN TILE	\$5,800
<input type="checkbox"/> UNIT B	Upgrade Finish	ULU 12" X 24" PORCELAIN TILE	\$5,800
<input type="checkbox"/> UNIT BG	Upgrade Finish	ULU 12" X 24" PORCELAIN TILE	\$5,800
<input type="checkbox"/> UNIT C	Upgrade Finish	ULU 12" X 24" PORCELAIN TILE	\$5,800
<input type="checkbox"/> UNIT CG	Upgrade Finish	ULU 12" X 24" PORCELAIN TILE	\$5,800
<input type="checkbox"/> UNIT D	Upgrade Finish	ULU 12" X 24" PORCELAIN TILE	\$5,800
<input type="checkbox"/> UNIT DL	Upgrade Finish	ULU 12" X 24" PORCELAIN TILE	\$5,800

UPGRADE "ULU" - CARPET TO 12" X 24" PORCELAIN TILE FLOORING IN DINING ROOM & LIVING ROOM INCLUDING INTERIOR STAIRS

<input type="checkbox"/> UNIT A	Upgrade Finish	ULU 12" X 24" PORCELAIN TILE	\$19,000
<input type="checkbox"/> UNIT AL	Upgrade Finish	ULU 12" X 24" PORCELAIN TILE	\$19,000
<input type="checkbox"/> UNIT B	Upgrade Finish	ULU 12" X 24" PORCELAIN TILE	\$19,000
<input type="checkbox"/> UNIT BG	Upgrade Finish	ULU 12" X 24" PORCELAIN TILE	\$19,000
<input type="checkbox"/> UNIT C	Upgrade Finish	ULU 12" X 24" PORCELAIN TILE	\$19,000
<input type="checkbox"/> UNIT CG	Upgrade Finish	ULU 12" X 24" PORCELAIN TILE	\$19,000
<input type="checkbox"/> UNIT D	Upgrade Finish	ULU 12" X 24" PORCELAIN TILE	\$19,000
<input type="checkbox"/> UNIT DL	Upgrade Finish	ULU 12" X 24" PORCELAIN TILE	\$19,000

UPGRADE "ULU" - CARPET TO 12" X 24" PORCELAIN TILE FLOORING IN MASTER BEDROOM & CLOSET, BEDROOMS 2 & 3 AND CLOSETS

<input type="checkbox"/> UNIT A	Upgrade Finish	ULU 12" X 24" PORCELAIN TILE	\$26,350
<input type="checkbox"/> UNIT AL	Upgrade Finish	ULU 12" X 24" PORCELAIN TILE	\$29,050
<input type="checkbox"/> UNIT B	Upgrade Finish	ULU 12" X 24" PORCELAIN TILE	\$22,600
<input type="checkbox"/> UNIT BG	Upgrade Finish	ULU 12" X 24" PORCELAIN TILE	\$32,300
<input type="checkbox"/> UNIT C	Upgrade Finish	ULU 12" X 24" PORCELAIN TILE	\$22,600
<input type="checkbox"/> UNIT CG	Upgrade Finish	ULU 12" X 24" PORCELAIN TILE	\$32,300
<input type="checkbox"/> UNIT D	Upgrade Finish	ULU 12" X 24" PORCELAIN TILE	\$26,350
<input type="checkbox"/> UNIT DL	Upgrade Finish	ULU 12" X 24" PORCELAIN TILE	\$29,050

UPGRADE "ULU" - WOOD TO 6" X 36" WOOD PORCELAIN TILE FLOORING IN KITCHEN INCLUDING HALLWAY

<input type="checkbox"/> UNIT A	Upgrade Finish	ULU 6" X 36" WOOD PORCELAIN TILE	\$5,800
<input type="checkbox"/> UNIT AL	Upgrade Finish	ULU 6" X 36" WOOD PORCELAIN TILE	\$5,800
<input type="checkbox"/> UNIT B	Upgrade Finish	ULU 6" X 36" WOOD PORCELAIN TILE	\$5,800
<input type="checkbox"/> UNIT BG	Upgrade Finish	ULU 6" X 36" WOOD PORCELAIN TILE	\$5,800
<input type="checkbox"/> UNIT C	Upgrade Finish	ULU 6" X 36" WOOD PORCELAIN TILE	\$5,800
<input type="checkbox"/> UNIT CG	Upgrade Finish	ULU 6" X 36" WOOD PORCELAIN TILE	\$5,800
<input type="checkbox"/> UNIT D	Upgrade Finish	ULU 6" X 36" WOOD PORCELAIN TILE	\$5,800
<input type="checkbox"/> UNIT DL	Upgrade Finish	ULU 6" X 36" WOOD PORCELAIN TILE	\$5,800

UPGRADE "ULU" - CARPET TO 6" X 36" WOOD PORCELAIN TILE FLOORING IN DINING ROOM & LIVING ROOM INCLUDING INTERIOR STAIRS

<input type="checkbox"/> UNIT A	Upgrade Finish	ULU 6" X 36" WOOD PORCELAIN TILE	\$19,000
<input type="checkbox"/> UNIT AL	Upgrade Finish	ULU 6" X 36" WOOD PORCELAIN TILE	\$19,000
<input type="checkbox"/> UNIT B	Upgrade Finish	ULU 6" X 36" WOOD PORCELAIN TILE	\$19,000
<input type="checkbox"/> UNIT BG	Upgrade Finish	ULU 6" X 36" WOOD PORCELAIN TILE	\$19,000
<input type="checkbox"/> UNIT C	Upgrade Finish	ULU 6" X 36" WOOD PORCELAIN TILE	\$19,000
<input type="checkbox"/> UNIT CG	Upgrade Finish	ULU 6" X 36" WOOD PORCELAIN TILE	\$19,000
<input type="checkbox"/> UNIT D	Upgrade Finish	ULU 6" X 36" WOOD PORCELAIN TILE	\$19,000
<input type="checkbox"/> UNIT DL	Upgrade Finish	ULU 6" X 36" WOOD PORCELAIN TILE	\$19,000

UPGRADE "ULU" - CARPET TO 6" X 36" WOOD PORCELAIN TILE FLOORING IN MASTER BEDROOM & CLOSET, BEDROOMS 2 & 3 AND CLOSETS

<input type="checkbox"/> UNIT A	Upgrade Finish	ULU 6" X 36" WOOD PORCELAIN TILE	\$26,350
<input type="checkbox"/> UNIT AL	Upgrade Finish	ULU 6" X 36" WOOD PORCELAIN TILE	\$29,050
<input type="checkbox"/> UNIT B	Upgrade Finish	ULU 6" X 36" WOOD PORCELAIN TILE	\$22,600
<input type="checkbox"/> UNIT BG	Upgrade Finish	ULU 6" X 36" WOOD PORCELAIN TILE	\$32,300
<input type="checkbox"/> UNIT C	Upgrade Finish	ULU 6" X 36" WOOD PORCELAIN TILE	\$22,600
<input type="checkbox"/> UNIT CG	Upgrade Finish	ULU 6" X 36" WOOD PORCELAIN TILE	\$32,300
<input type="checkbox"/> UNIT D	Upgrade Finish	ULU 6" X 36" WOOD PORCELAIN TILE	\$26,350
<input type="checkbox"/> UNIT DL	Upgrade Finish	ULU 6" X 36" WOOD PORCELAIN TILE	\$29,050

Standard Hardware

<input type="checkbox"/> UNIT A	Standard Hardware	POLISHED CHROME FINISH	Included
<input type="checkbox"/> UNIT AL	Standard Hardware	POLISHED CHROME FINISH	Included
<input type="checkbox"/> UNIT B	Standard Hardware	POLISHED CHROME FINISH	Included
<input type="checkbox"/> UNIT BG	Standard Hardware	POLISHED CHROME FINISH	Included
<input type="checkbox"/> UNIT C	Standard Hardware	POLISHED CHROME FINISH	Included
<input type="checkbox"/> UNIT CG	Standard Hardware	POLISHED CHROME FINISH	Included
<input type="checkbox"/> UNIT D	Standard Hardware	POLISHED CHROME FINISH	Included
<input type="checkbox"/> UNIT DL	Standard Hardware	POLISHED CHROME FINISH	Included

Standard Plumbing - KOHLER IN POLISHED CHROME FINISH

<input type="checkbox"/> UNIT A	Standard Plumbing	POLISHED CHROME FINISH	Included
<input type="checkbox"/> UNIT AL	Standard Plumbing	POLISHED CHROME FINISH	Included
<input type="checkbox"/> UNIT B	Standard Plumbing	POLISHED CHROME FINISH	Included
<input type="checkbox"/> UNIT BG	Standard Plumbing	POLISHED CHROME FINISH	Included
<input type="checkbox"/> UNIT C	Standard Plumbing	POLISHED CHROME FINISH	Included
<input type="checkbox"/> UNIT CG	Standard Plumbing	POLISHED CHROME FINISH	Included
<input type="checkbox"/> UNIT D	Standard Plumbing	POLISHED CHROME FINISH	Included
<input type="checkbox"/> UNIT DL	Standard Plumbing	POLISHED CHROME FINISH	Included

UPGRADE PLUMBING - TOTO TOILETS WITH HANSGRÖHE FIXTURES IN POLISHED CHROME FINISH

<input type="checkbox"/> UNIT A	Upgrade Plumbing	TOTO & HANSGRÖHE	\$9,800
<input type="checkbox"/> UNIT AL	Upgrade Plumbing	TOTO & HANSGRÖHE	\$7,400
<input type="checkbox"/> UNIT B	Upgrade Plumbing	TOTO & HANSGRÖHE	\$7,400
<input type="checkbox"/> UNIT BG	Upgrade Plumbing	TOTO & HANSGRÖHE	\$10,250
<input type="checkbox"/> UNIT C	Upgrade Plumbing	TOTO & HANSGRÖHE	\$7,400
<input type="checkbox"/> UNIT CG	Upgrade Plumbing	TOTO & HANSGRÖHE	\$10,250
<input type="checkbox"/> UNIT D	Upgrade Plumbing	TOTO & HANSGRÖHE	\$9,800
<input type="checkbox"/> UNIT DL	Upgrade Plumbing	TOTO & HANSGRÖHE	\$7,400

UPGRADE PLUMBING - STANDARD KOHLER TOILET TO UPGRADED NEOREST INTEGRATED TOTO TOILET IN MASTER BATH

<input type="checkbox"/> UNIT A	Upgrade Plumbing	TOTO NEOREST INTEGRATED TOILE	\$8,500
<input type="checkbox"/> UNIT AL	Upgrade Plumbing	TOTO NEOREST INTEGRATED TOILE	\$8,500
<input type="checkbox"/> UNIT B	Upgrade Plumbing	TOTO NEOREST INTEGRATED TOILE	\$8,500
<input type="checkbox"/> UNIT BG	Upgrade Plumbing	TOTO NEOREST INTEGRATED TOILE	\$8,500
<input type="checkbox"/> UNIT C	Upgrade Plumbing	TOTO NEOREST INTEGRATED TOILE	\$8,500
<input type="checkbox"/> UNIT CG	Upgrade Plumbing	TOTO NEOREST INTEGRATED TOILE	\$8,500
<input type="checkbox"/> UNIT D	Upgrade Plumbing	TOTO NEOREST INTEGRATED TOILE	\$8,500
<input type="checkbox"/> UNIT DL	Upgrade Plumbing	TOTO NEOREST INTEGRATED TOILE	\$8,500

UPGRADE PLUMBING - STANDARD KOHLER TOILET TO UPGRADED NEOREST INTEGRATED TOTO TOILET IN BATH #2

<input type="checkbox"/> UNIT A	Upgrade Plumbing	TOTO NEOREST INTEGRATED TOILE	\$8,500
<input type="checkbox"/> UNIT AL	Upgrade Plumbing	TOTO NEOREST INTEGRATED TOILE	\$8,500
<input type="checkbox"/> UNIT B	Upgrade Plumbing	TOTO NEOREST INTEGRATED TOILE	\$8,500
<input type="checkbox"/> UNIT BG	Upgrade Plumbing	TOTO NEOREST INTEGRATED TOILE	\$8,500
<input type="checkbox"/> UNIT C	Upgrade Plumbing	TOTO NEOREST INTEGRATED TOILE	\$8,500
<input type="checkbox"/> UNIT CG	Upgrade Plumbing	TOTO NEOREST INTEGRATED TOILE	\$8,500
<input type="checkbox"/> UNIT D	Upgrade Plumbing	TOTO NEOREST INTEGRATED TOILE	\$8,500
<input type="checkbox"/> UNIT DL	Upgrade Plumbing	TOTO NEOREST INTEGRATED TOILE	\$8,500

UPGRADE PLUMBING - STANDARD KOHLER TOILET TO UPGRADED NEOREST INTEGRATED TOTO TOILET IN BATH #3

<input type="checkbox"/> UNIT A	Upgrade Plumbing	TOTO NEOREST INTEGRATED TOILE	\$8,500
<input type="checkbox"/> UNIT AL	Upgrade Plumbing	TOTO NEOREST INTEGRATED TOILE	NA
<input type="checkbox"/> UNIT B	Upgrade Plumbing	TOTO NEOREST INTEGRATED TOILE	NA
<input type="checkbox"/> UNIT BG	Upgrade Plumbing	TOTO NEOREST INTEGRATED TOILE	\$8,500
<input type="checkbox"/> UNIT C	Upgrade Plumbing	TOTO NEOREST INTEGRATED TOILE	\$8,500
<input type="checkbox"/> UNIT CG	Upgrade Plumbing	TOTO NEOREST INTEGRATED TOILE	\$8,500
<input type="checkbox"/> UNIT D	Upgrade Plumbing	TOTO NEOREST INTEGRATED TOILE	\$8,500
<input type="checkbox"/> UNIT DL	Upgrade Plumbing	TOTO NEOREST INTEGRATED TOILE	NA

UPGRADE PLUMBING - TOTO TOILET TO UPGRADED NEOREST INTEGRATED TOTO TOILET IN MASTER BATH

<input type="checkbox"/> UNIT A	Upgrade Plumbing	TOTO NEOREST INTEGRATED TOILE	\$7,900
<input type="checkbox"/> UNIT AL	Upgrade Plumbing	TOTO NEOREST INTEGRATED TOILE	\$7,900
<input type="checkbox"/> UNIT B	Upgrade Plumbing	TOTO NEOREST INTEGRATED TOILE	\$7,900
<input type="checkbox"/> UNIT BG	Upgrade Plumbing	TOTO NEOREST INTEGRATED TOILE	\$7,900
<input type="checkbox"/> UNIT C	Upgrade Plumbing	TOTO NEOREST INTEGRATED TOILE	\$7,900
<input type="checkbox"/> UNIT CG	Upgrade Plumbing	TOTO NEOREST INTEGRATED TOILE	\$7,900
<input type="checkbox"/> UNIT D	Upgrade Plumbing	TOTO NEOREST INTEGRATED TOILE	\$7,900
<input type="checkbox"/> UNIT DL	Upgrade Plumbing	TOTO NEOREST INTEGRATED TOILE	\$7,900

UPGRADE PLUMBING - TOTO TOILET TO UPGRADED NEOREST INTEGRATED TOTO TOILET IN BATH #2

<input type="checkbox"/> UNIT A	Upgrade Plumbing	TOTO NEOREST INTEGRATED TOILE	\$7,900
<input type="checkbox"/> UNIT AL	Upgrade Plumbing	TOTO NEOREST INTEGRATED TOILE	\$7,900
<input type="checkbox"/> UNIT B	Upgrade Plumbing	TOTO NEOREST INTEGRATED TOILE	\$7,900
<input type="checkbox"/> UNIT BG	Upgrade Plumbing	TOTO NEOREST INTEGRATED TOILE	\$7,900
<input type="checkbox"/> UNIT C	Upgrade Plumbing	TOTO NEOREST INTEGRATED TOILE	\$7,900
<input type="checkbox"/> UNIT CG	Upgrade Plumbing	TOTO NEOREST INTEGRATED TOILE	\$7,900
<input type="checkbox"/> UNIT D	Upgrade Plumbing	TOTO NEOREST INTEGRATED TOILE	\$7,900
<input type="checkbox"/> UNIT DL	Upgrade Plumbing	TOTO NEOREST INTEGRATED TOILE	\$7,900

UPGRADE PLUMBING - TOTO TOILET TO UPGRADED NEOREST INTEGRATED TOTO TOILET IN BATH # 3

<input type="checkbox"/> UNIT A	Upgrade Plumbing	TOTO NEOREST INTEGRATED TOILE	\$7,900
<input type="checkbox"/> UNIT AL	Upgrade Plumbing	TOTO NEOREST INTEGRATED TOILE	NA
<input type="checkbox"/> UNIT B	Upgrade Plumbing	TOTO NEOREST INTEGRATED TOILE	NA
<input type="checkbox"/> UNIT BG	Upgrade Plumbing	TOTO NEOREST INTEGRATED TOILE	\$7,900
<input type="checkbox"/> UNIT C	Upgrade Plumbing	TOTO NEOREST INTEGRATED TOILE	\$7,900
<input type="checkbox"/> UNIT CG	Upgrade Plumbing	TOTO NEOREST INTEGRATED TOILE	\$7,900
<input type="checkbox"/> UNIT D	Upgrade Plumbing	TOTO NEOREST INTEGRATED TOILE	\$7,900
<input type="checkbox"/> UNIT DL	Upgrade Plumbing	TOTO NEOREST INTEGRATED TOILE	NA

UPGRADE PLUMBING - ADD GRAB BARS IN MASTER BATH ONLY WITH ADDED BACKING IN WALLS FOR ALL OTHER BATHROOMS FOR FUTURE INSTALLATION

<input type="checkbox"/> UNIT A	Upgrade Plumbing	GRAB BARS AND BACKING	\$3,150
<input type="checkbox"/> UNIT AL	Upgrade Plumbing	GRAB BARS AND BACKING	\$3,150
<input type="checkbox"/> UNIT B	Upgrade Plumbing	GRAB BARS AND BACKING	\$3,150
<input type="checkbox"/> UNIT BG	Upgrade Plumbing	GRAB BARS AND BACKING	\$3,150
<input type="checkbox"/> UNIT C	Upgrade Plumbing	GRAB BARS AND BACKING	\$3,150
<input type="checkbox"/> UNIT CG	Upgrade Plumbing	GRAB BARS AND BACKING	\$3,150
<input type="checkbox"/> UNIT D	Upgrade Plumbing	GRAB BARS AND BACKING	\$3,150
<input type="checkbox"/> UNIT DL	Upgrade Plumbing	GRAB BARS AND BACKING	\$3,150

UPGRADE PLUMBING - ADD DIAMOND FINISH TO ALL BATHROOM SHOWER GLASS DOORS

<input type="checkbox"/> UNIT A	Upgrade Plumbing	DIAMOND FINISH - SHOWER GLASS	\$950
<input type="checkbox"/> UNIT AL	Upgrade Plumbing	DIAMOND FINISH - SHOWER GLASS	\$750
<input type="checkbox"/> UNIT B	Upgrade Plumbing	DIAMOND FINISH - SHOWER GLASS	\$750
<input type="checkbox"/> UNIT BG	Upgrade Plumbing	DIAMOND FINISH - SHOWER GLASS	\$1,100
<input type="checkbox"/> UNIT C	Upgrade Plumbing	DIAMOND FINISH - SHOWER GLASS	\$750
<input type="checkbox"/> UNIT CG	Upgrade Plumbing	DIAMOND FINISH - SHOWER GLASS	\$1,100
<input type="checkbox"/> UNIT D	Upgrade Plumbing	DIAMOND FINISH - SHOWER GLASS	\$950
<input type="checkbox"/> UNIT DL	Upgrade Plumbing	DIAMOND FINISH - SHOWER GLASS	\$750

UPGRADE PLUMBING - ADD BUILT IN NICHE IN ALL BATH SHOWERS FOR STORAGE OF SHAMPOO & MISC. ITEMS

<input type="checkbox"/> UNIT A	Upgrade Plumbing	BUILT-IN NICHE IN SHOWERS	\$3,900
<input type="checkbox"/> UNIT AL	Upgrade Plumbing	BUILT-IN NICHE IN SHOWERS	\$2,600
<input type="checkbox"/> UNIT B	Upgrade Plumbing	BUILT-IN NICHE IN SHOWERS	\$2,600
<input type="checkbox"/> UNIT BG	Upgrade Plumbing	BUILT-IN NICHE IN SHOWERS	\$3,900
<input type="checkbox"/> UNIT C	Upgrade Plumbing	BUILT-IN NICHE IN SHOWERS	\$2,600
<input type="checkbox"/> UNIT CG	Upgrade Plumbing	BUILT-IN NICHE IN SHOWERS	\$3,900
<input type="checkbox"/> UNIT D	Upgrade Plumbing	BUILT-IN NICHE IN SHOWERS	\$3,900
<input type="checkbox"/> UNIT DL	Upgrade Plumbing	BUILT-IN NICHE IN SHOWERS	\$2,600

Standard Appliances - FISHER PAYKEL APPLIANCE PACKAGE - RANGE DUEL FUEL- GE WASHER & DRYER ARE FULL SIZE

<input type="checkbox"/> UNIT A	Standard Appliances	FISHER PAYKEL & GE	Included
<input type="checkbox"/> UNIT AL	Standard Appliances	FISHER PAYKEL & GE	Included
<input type="checkbox"/> UNIT B	Standard Appliances	FISHER PAYKEL & GE	Included
<input type="checkbox"/> UNIT BG	Standard Appliances	FISHER PAYKEL & GE	Included
<input type="checkbox"/> UNIT C	Standard Appliances	FISHER PAYKEL & GE	Included
<input type="checkbox"/> UNIT CG	Standard Appliances	FISHER PAYKEL & GE	Included
<input type="checkbox"/> UNIT D	Standard Appliances	FISHER PAYKEL & GE	Included
<input type="checkbox"/> UNIT DL	Standard Appliances	FISHER PAYKEL & GE	Included

UPGRADE APPLIANCES - WOLF DUEL FUEL RANGE, SUBZERO FRENCH DOOR REF AND 24" COVE DISHWASHER & ASKO 24" DRYER AND WASHER

<input type="checkbox"/> UNIT A	Upgrade Plumbing	WOLF, SUBZERO & ASKO	\$21,550
<input type="checkbox"/> UNIT AL	Upgrade Plumbing	WOLF, SUBZERO & ASKO	\$21,550
<input type="checkbox"/> UNIT B	Upgrade Plumbing	WOLF, SUBZERO & ASKO	\$21,550
<input type="checkbox"/> UNIT BG	Upgrade Plumbing	WOLF, SUBZERO & ASKO	\$21,550
<input type="checkbox"/> UNIT C	Upgrade Plumbing	WOLF, SUBZERO & ASKO	\$21,550
<input type="checkbox"/> UNIT CG	Upgrade Plumbing	WOLF, SUBZERO & ASKO	\$21,550
<input type="checkbox"/> UNIT D	Upgrade Plumbing	WOLF, SUBZERO & ASKO	\$21,550
<input type="checkbox"/> UNIT DL	Upgrade Plumbing	WOLF, SUBZERO & ASKO	\$21,550

UPGRADE APPLIANCES - ADD 24" SUBZERO WINE REFRIGERATOR LOCATED IN KITCHEN ISLAND

<input type="checkbox"/> UNIT A	Upgrade Plumbing	SUBZERO 24"WINE REFRIGERATOR	\$7,750
<input type="checkbox"/> UNIT AL	Upgrade Plumbing	SUBZERO 24"WINE REFRIGERATOR	\$7,750
<input type="checkbox"/> UNIT B	Upgrade Plumbing	SUBZERO 24"WINE REFRIGERATOR	\$7,750
<input type="checkbox"/> UNIT BG	Upgrade Plumbing	SUBZERO 24"WINE REFRIGERATOR	\$7,750
<input type="checkbox"/> UNIT C	Upgrade Plumbing	SUBZERO 24"WINE REFRIGERATOR	\$7,750
<input type="checkbox"/> UNIT CG	Upgrade Plumbing	SUBZERO 24"WINE REFRIGERATOR	\$7,750
<input type="checkbox"/> UNIT D	Upgrade Plumbing	SUBZERO 24"WINE REFRIGERATOR	\$7,750
<input type="checkbox"/> UNIT DL	Upgrade Plumbing	SUBZERO 24"WINE REFRIGERATOR	\$7,750

UPGRADE APPLIANCES - ADD 24" WOLF SLIDE OUT MICROWAVE DRAWER LOCATED IN KITCHEN ISLAND

<input type="checkbox"/> UNIT A	Upgrade Plumbing	WOLF 24" SLIDE OUT MICROWAVE	\$4,900
<input type="checkbox"/> UNIT AL	Upgrade Plumbing	WOLF 24" SLIDE OUT MICROWAVE	\$4,900
<input type="checkbox"/> UNIT B	Upgrade Plumbing	WOLF 24" SLIDE OUT MICROWAVE	\$4,900
<input type="checkbox"/> UNIT BG	Upgrade Plumbing	WOLF 24" SLIDE OUT MICROWAVE	\$4,900
<input type="checkbox"/> UNIT C	Upgrade Plumbing	WOLF 24" SLIDE OUT MICROWAVE	\$4,900
<input type="checkbox"/> UNIT CG	Upgrade Plumbing	WOLF 24" SLIDE OUT MICROWAVE	\$4,900
<input type="checkbox"/> UNIT D	Upgrade Plumbing	WOLF 24" SLIDE OUT MICROWAVE	\$4,900
<input type="checkbox"/> UNIT DL	Upgrade Plumbing	WOLF 24" SLIDE OUT MICROWAVE	\$4,900

UPGRADE APPLIANCES - ADD STATIONERY 36" DCS BBQ WITH CART AND COVER LOCATED ON OUTSIDE LANAI

<input type="checkbox"/> UNIT A	Upgrade Plumbing	DCS 36" BBQ W/ CART & COVER	\$8,700
<input type="checkbox"/> UNIT AL	Upgrade Plumbing	DCS 36" BBQ W/ CART & COVER	\$8,700
<input type="checkbox"/> UNIT B	Upgrade Plumbing	DCS 36" BBQ W/ CART & COVER	\$8,700
<input type="checkbox"/> UNIT BG	Upgrade Plumbing	DCS 36" BBQ W/ CART & COVER	\$8,700
<input type="checkbox"/> UNIT C	Upgrade Plumbing	DCS 36" BBQ W/ CART & COVER	\$8,700
<input type="checkbox"/> UNIT CG	Upgrade Plumbing	DCS 36" BBQ W/ CART & COVER	\$8,700
<input type="checkbox"/> UNIT D	Upgrade Plumbing	DCS 36" BBQ W/ CART & COVER	\$8,700
<input type="checkbox"/> UNIT DL	Upgrade Plumbing	DCS 36" BBQ W/ CART & COVER	\$8,700

STANDARD LIGHTING

<input type="checkbox"/> UNIT A	Standard Lighting	POLISHED CHROME & WHITE	Included
<input type="checkbox"/> UNIT AL	Standard Lighting	POLISHED CHROME & WHITE	Included
<input type="checkbox"/> UNIT B	Standard Lighting	POLISHED CHROME & WHITE	Included
<input type="checkbox"/> UNIT BG	Standard Lighting	POLISHED CHROME & WHITE	Included
<input type="checkbox"/> UNIT C	Standard Lighting	POLISHED CHROME & WHITE	Included
<input type="checkbox"/> UNIT CG	Standard Lighting	POLISHED CHROME & WHITE	Included
<input type="checkbox"/> UNIT D	Standard Lighting	POLISHED CHROME & WHITE	Included
<input type="checkbox"/> UNIT DL	Standard Lighting	POLISHED CHROME & WHITE	Included

STANDARD ELECTRICAL

PRE-WIRE FOR FANS IN LIVING ROOM & ALL BEDROOMS

<input type="checkbox"/> UNIT A	Standard Electrical	PRE-WIRE FOR FANS	Included
<input type="checkbox"/> UNIT AL	Standard Electrical	PRE-WIRE FOR FANS	Included
<input type="checkbox"/> UNIT B	Standard Electrical	PRE-WIRE FOR FANS	Included
<input type="checkbox"/> UNIT BG	Standard Electrical	PRE-WIRE FOR FANS	Included
<input type="checkbox"/> UNIT C	Standard Electrical	PRE-WIRE FOR FANS	Included
<input type="checkbox"/> UNIT CG	Standard Electrical	PRE-WIRE FOR FANS	Included
<input type="checkbox"/> UNIT D	Standard Electrical	PRE-WIRE FOR FANS	Included
<input type="checkbox"/> UNIT DL	Standard Electrical	PRE-WIRE FOR FANS	Included

STANDARD ELECTRICAL

SEPARATE MOTORIZED INTERIOR SOLAR SHADES WITH ONE CONTROL IN WHITE WITH 10% OPENNESS

<input type="checkbox"/> UNIT A	Standard Electrical	SOLAR SHADES	Included
<input type="checkbox"/> UNIT AL	Standard Electrical	SOLAR SHADES	Included
<input type="checkbox"/> UNIT B	Standard Electrical	SOLAR SHADES	Included
<input type="checkbox"/> UNIT BG	Standard Electrical	SOLAR SHADES	Included
<input type="checkbox"/> UNIT C	Standard Electrical	SOLAR SHADES	Included
<input type="checkbox"/> UNIT CG	Standard Electrical	SOLAR SHADES	Included
<input type="checkbox"/> UNIT D	Standard Electrical	SOLAR SHADES	Included
<input type="checkbox"/> UNIT DL	Standard Electrical	SOLAR SHADES	Included

UPGRADE LIGHTING & ELECTRICAL - ADD 60" HAIKU FAN WITH SENSE ME AND LED LIGHT IN WHITE FINISH AT BEDROOMS AND LIVING ROOM

<input type="checkbox"/> UNIT A	Upgrade Electrical	60" HAIKU FAN IN WHITE	\$10,750
<input type="checkbox"/> UNIT AL	Upgrade Electrical	60" HAIKU FAN IN WHITE	\$8,050
<input type="checkbox"/> UNIT B	Upgrade Electrical	60" HAIKU FAN IN WHITE	\$8,050
<input type="checkbox"/> UNIT BG	Upgrade Electrical	60" HAIKU FAN IN WHITE	\$10,750
<input type="checkbox"/> UNIT C	Upgrade Electrical	60" HAIKU FAN IN WHITE	\$8,050
<input type="checkbox"/> UNIT CG	Upgrade Electrical	60" HAIKU FAN IN WHITE	\$10,750
<input type="checkbox"/> UNIT D	Upgrade Electrical	60" HAIKU FAN IN WHITE	\$10,750
<input type="checkbox"/> UNIT DL	Upgrade Electrical	60" HAIKU FAN IN WHITE	\$8,050

UPGRADE LIGHTING & ELECTRICAL - ADD 4" DIA. LED RECESSED LIGHTING IN LIVING & DINING ROOM, AND ALL BEDROOMS

<input type="checkbox"/> UNIT A	Upgrade Lighting	4" DIA. LED RECESSED LIGHTING	\$16,650
<input type="checkbox"/> UNIT AL	Upgrade Lighting	4" DIA. LED RECESSED LIGHTING	\$12,950
<input type="checkbox"/> UNIT B	Upgrade Lighting	4" DIA. LED RECESSED LIGHTING	\$12,950
<input type="checkbox"/> UNIT BG	Upgrade Lighting	4" DIA. LED RECESSED LIGHTING	\$16,650
<input type="checkbox"/> UNIT C	Upgrade Lighting	4" DIA. LED RECESSED LIGHTING	\$12,950
<input type="checkbox"/> UNIT CG	Upgrade Lighting	4" DIA. LED RECESSED LIGHTING	\$16,650
<input type="checkbox"/> UNIT D	Upgrade Lighting	4" DIA. LED RECESSED LIGHTING	\$16,650
<input type="checkbox"/> UNIT DL	Upgrade Lighting	4" DIA. LED RECESSED LIGHTING	\$12,950

UPGRADE LIGHTING & ELECTRICAL - ADD PRE-WIRE FOR NETWORKING, AUDIO & SECURITY.

<input type="checkbox"/> UNIT A	Upgrade Electrical	PRE-WIRE FOR NETWORKING	\$5,850
<input type="checkbox"/> UNIT AL	Upgrade Electrical	PRE-WIRE FOR NETWORKING	\$5,850
<input type="checkbox"/> UNIT B	Upgrade Electrical	PRE-WIRE FOR NETWORKING	\$5,850
<input type="checkbox"/> UNIT BG	Upgrade Electrical	PRE-WIRE FOR NETWORKING	\$5,850
<input type="checkbox"/> UNIT C	Upgrade Electrical	PRE-WIRE FOR NETWORKING	\$5,850
<input type="checkbox"/> UNIT CG	Upgrade Electrical	PRE-WIRE FOR NETWORKING	\$5,850
<input type="checkbox"/> UNIT D	Upgrade Electrical	PRE-WIRE FOR NETWORKING	\$5,850
<input type="checkbox"/> UNIT DL	Upgrade Electrical	PRE-WIRE FOR NETWORKING	\$5,850

UPGRADE LIGHTING & ELECTRICAL - ADD JUICE BOX PRO ELECTRIC VEHICLE CHARGER IN GARAGE - 220V, 75AMP

<input type="checkbox"/> UNIT A	Upgrade Electrical	EV CHARGER	\$5,850
<input type="checkbox"/> UNIT AL	Upgrade Electrical	EV CHARGER	\$5,850
<input type="checkbox"/> UNIT B	Upgrade Electrical	EV CHARGER	\$5,850
<input type="checkbox"/> UNIT BG	Upgrade Electrical	EV CHARGER	\$5,850
<input type="checkbox"/> UNIT C	Upgrade Electrical	EV CHARGER	\$5,850
<input type="checkbox"/> UNIT CG	Upgrade Electrical	EV CHARGER	\$5,850
<input type="checkbox"/> UNIT D	Upgrade Electrical	EV CHARGER	\$5,850
<input type="checkbox"/> UNIT DL	Upgrade Electrical	EV CHARGER	\$5,850

UPGRADE LIGHTING & ELECTRICAL - SOLAR READY PACKAGE (PV AND BATTERY BACKUP NOT INCLUDED)

<input type="checkbox"/> UNIT A	Upgrade Lighting	SOLAR PREWIRE	\$4,900
<input type="checkbox"/> UNIT AL	Upgrade Lighting	SOLAR PREWIRE	\$4,900
<input type="checkbox"/> UNIT B	Upgrade Lighting	SOLAR PREWIRE	\$4,900
<input type="checkbox"/> UNIT BG	Upgrade Lighting	SOLAR PREWIRE	\$4,900
<input type="checkbox"/> UNIT C	Upgrade Lighting	SOLAR PREWIRE	\$4,900
<input type="checkbox"/> UNIT CG	Upgrade Lighting	SOLAR PREWIRE	\$4,900
<input type="checkbox"/> UNIT D	Upgrade Lighting	SOLAR PREWIRE	\$4,900
<input type="checkbox"/> UNIT DL	Upgrade Lighting	SOLAR PREWIRE	\$4,900

UPGRADE LIGHTING & ELECTRICAL - UPGRADE LIVING ROOM MOTORIZED INTERIOR SHADES WITH 3 SEPARATE MOTOR CONTROLS AND UPGRADED SHADE FABRIC

OPTION 1

<input type="checkbox"/> UNIT A	Upgrade Electrical	CHARCOAL/ COCOA 4% OPENNESS	\$4,450
<input type="checkbox"/> UNIT AL	Upgrade Electrical	CHARCOAL/ COCOA 4% OPENNESS	\$4,450
<input type="checkbox"/> UNIT B	Upgrade Electrical	CHARCOAL/ COCOA 4% OPENNESS	\$4,450
<input type="checkbox"/> UNIT BG	Upgrade Electrical	CHARCOAL/ COCOA 4% OPENNESS	\$4,450
<input type="checkbox"/> UNIT C	Upgrade Electrical	CHARCOAL/ COCOA 4% OPENNESS	\$4,450
<input type="checkbox"/> UNIT CG	Upgrade Electrical	CHARCOAL/ COCOA 4% OPENNESS	\$4,450
<input type="checkbox"/> UNIT D	Upgrade Electrical	CHARCOAL/ COCOA 4% OPENNESS	\$4,450
<input type="checkbox"/> UNIT DL	Upgrade Electrical	CHARCOAL/ COCOA 4% OPENNESS	\$4,450

OPTION 2

<input type="checkbox"/> UNIT A	Upgrade Electrical	SILVERSCREEN IN WHITE	\$4,450
<input type="checkbox"/> UNIT AL	Upgrade Electrical	SILVERSCREEN IN WHITE	\$4,450
<input type="checkbox"/> UNIT B	Upgrade Electrical	SILVERSCREEN IN WHITE	\$4,450
<input type="checkbox"/> UNIT BG	Upgrade Electrical	SILVERSCREEN IN WHITE	\$4,450
<input type="checkbox"/> UNIT C	Upgrade Electrical	SILVERSCREEN IN WHITE	\$4,450
<input type="checkbox"/> UNIT CG	Upgrade Electrical	SILVERSCREEN IN WHITE	\$4,450
<input type="checkbox"/> UNIT D	Upgrade Electrical	SILVERSCREEN IN WHITE	\$4,450
<input type="checkbox"/> UNIT DL	Upgrade Electrical	SILVERSCREEN IN WHITE	\$4,450

UPGRADE LIGHTING & ELECTRICAL - UPGRADE LIVING ROOM MOTORIZED INTERIOR SHADES WITH 3 SEPARATE MOTOR CONTROLS AND UPGRADED SHADE FABRIC (cont.)

OPTION 2 (cont.)

<input type="checkbox"/> UNIT A	Upgrade Electrical	SILVERSCREEN IN BRONZE	\$4,450
<input type="checkbox"/> UNIT AL	Upgrade Electrical	SILVERSCREEN IN BRONZE	\$4,450
<input type="checkbox"/> UNIT B	Upgrade Electrical	SILVERSCREEN IN BRONZE	\$4,450
<input type="checkbox"/> UNIT BG	Upgrade Electrical	SILVERSCREEN IN BRONZE	\$4,450
<input type="checkbox"/> UNIT C	Upgrade Electrical	SILVERSCREEN IN BRONZE	\$4,450
<input type="checkbox"/> UNIT CG	Upgrade Electrical	SILVERSCREEN IN BRONZE	\$4,450
<input type="checkbox"/> UNIT D	Upgrade Electrical	SILVERSCREEN IN BRONZE	\$4,450
<input type="checkbox"/> UNIT DL	Upgrade Electrical	SILVERSCREEN IN BRONZE	\$4,450

STANDARD DOOR, WINDOWS AND CABINETS

<input type="checkbox"/> UNIT A	Standard Door, Windows and Cabinets	Included
<input type="checkbox"/> UNIT AL	Standard Door, Windows and Cabinets	Included
<input type="checkbox"/> UNIT B	Standard Door, Windows and Cabinets	Included
<input type="checkbox"/> UNIT BG	Standard Door, Windows and Cabinets	Included
<input type="checkbox"/> UNIT C	Standard Door, Windows and Cabinets	Included
<input type="checkbox"/> UNIT CG	Standard Door, Windows and Cabinets	Included
<input type="checkbox"/> UNIT D	Standard Door, Windows and Cabinets	Included
<input type="checkbox"/> UNIT DL	Standard Door, Windows and Cabinets	Included

STANDARD DOOR, WINDOWS AND CABINETS

<input type="checkbox"/> UNIT A	Wire Shelving closet systems in white finish	Included
<input type="checkbox"/> UNIT AL	Wire Shelving closet systems in white finish	Included
<input type="checkbox"/> UNIT B	Wire Shelving closet systems in white finish	Included
<input type="checkbox"/> UNIT BG	Wire Shelving closet systems in white finish	Included
<input type="checkbox"/> UNIT C	Wire Shelving closet systems in white finish	Included
<input type="checkbox"/> UNIT CG	Wire Shelving closet systems in white finish	Included
<input type="checkbox"/> UNIT D	Wire Shelving closet systems in white finish	Included
<input type="checkbox"/> UNIT DL	Wire Shelving closet systems in white finish	Included

UPGRADE DOORS, WINDOWS AND CABINETS - ADD CABINET ACCESSORIES TO EACH CABINET IN KITCHEN AND BATHROOMS, PULL OUT SHELVING UNITS, UNDER SINK GARBAGE & RECYCLING, ETC.

<input type="checkbox"/> UNIT A	Upgrade Cabinets	CABINET ACCESSORIES	\$11,300
<input type="checkbox"/> UNIT AL	Upgrade Cabinets	CABINET ACCESSORIES	\$11,300
<input type="checkbox"/> UNIT B	Upgrade Cabinets	CABINET ACCESSORIES	\$11,300
<input type="checkbox"/> UNIT BG	Upgrade Cabinets	CABINET ACCESSORIES	\$12,050
<input type="checkbox"/> UNIT C	Upgrade Cabinets	CABINET ACCESSORIES	\$11,300
<input type="checkbox"/> UNIT CG	Upgrade Cabinets	CABINET ACCESSORIES	\$12,050
<input type="checkbox"/> UNIT D	Upgrade Cabinets	CABINET ACCESSORIES	\$11,300
<input type="checkbox"/> UNIT DL	Upgrade Cabinets	CABINET ACCESSORIES	\$11,300

UPGRADE DOORS, WINDOWS AND CABINETS - ADD CUSTOM LAMINATE CLOSET SYSTEMS: SELECT FROM BASIC, BASIC PLUS AND DELUXE. SELECT ONE LAMINATE COLOR.

OPTION 1 - BASIC

<input type="checkbox"/> UNIT A	Upgrade Cabinets	CLOSET SYSTEMS	\$5,900
<input type="checkbox"/> UNIT B	Upgrade Cabinets	CLOSET SYSTEMS	\$12,150
<input type="checkbox"/> UNIT BG	Upgrade Cabinets	CLOSET SYSTEMS	\$12,150
<input type="checkbox"/> UNIT C	Upgrade Cabinets	CLOSET SYSTEMS	\$12,150
<input type="checkbox"/> UNIT CG	Upgrade Cabinets	CLOSET SYSTEMS	\$12,150
<input type="checkbox"/> UNIT D	Upgrade Cabinets	CLOSET SYSTEMS	\$5,900
<input type="checkbox"/> COLOR WHITE	Upgrade Cabinets	CLOSET SYSTEMS WHITE	
<input type="checkbox"/> COLOR MAPLE	Upgrade Cabinets	CLOSET SYSTEMS MAPLE	
<input type="checkbox"/> COLOR GREY	Upgrade Cabinets	CLOSET SYSTEMS GREY	

OPTION 2 - BASIC PLUS

<input type="checkbox"/> UNIT A	Upgrade Cabinets	CLOSET SYSTEMS	\$9,650
<input type="checkbox"/> UNIT B	Upgrade Cabinets	CLOSET SYSTEMS	\$15,900
<input type="checkbox"/> UNIT BG	Upgrade Cabinets	CLOSET SYSTEMS	\$15,900
<input type="checkbox"/> UNIT C	Upgrade Cabinets	CLOSET SYSTEMS	\$15,900
<input type="checkbox"/> UNIT CG	Upgrade Cabinets	CLOSET SYSTEMS	\$15,900
<input type="checkbox"/> UNIT D	Upgrade Cabinets	CLOSET SYSTEMS	\$9,650
<input type="checkbox"/> COLOR WHITE	Upgrade Cabinets	CLOSET SYSTEMS WHITE	
<input type="checkbox"/> COLOR MAPLE	Upgrade Cabinets	CLOSET SYSTEMS MAPLE	
<input type="checkbox"/> COLOR GREY	Upgrade Cabinets	CLOSET SYSTEMS GREY	

Renderings and/or photos shown are conceptual and for reference only.

*All prices and materials are subject to change without notice. • March 2019

**UPGRADE DOORS, WINDOWS AND CABINETS - ADD CUSTOM LAMINATE CLOSET SYSTEMS:
SELECT FROM BASIC, BASIC PLUS AND DELUXE. SELECT ONE LAMINATE COLOR.** (cont.)

OPTION 3 - DELUXE

<input type="checkbox"/> UNIT A	Upgrade Cabinets	CLOSET SYSTEMS	\$17,250
<input type="checkbox"/> UNIT B	Upgrade Cabinets	CLOSET SYSTEMS	\$23,850
<input type="checkbox"/> UNIT BG	Upgrade Cabinets	CLOSET SYSTEMS	\$23,850
<input type="checkbox"/> UNIT C	Upgrade Cabinets	CLOSET SYSTEMS	\$23,850
<input type="checkbox"/> UNIT CG	Upgrade Cabinets	CLOSET SYSTEMS	\$23,850
<input type="checkbox"/> UNIT D	Upgrade Cabinets	CLOSET SYSTEMS	\$17,250
<input type="checkbox"/> COLOR WHITE	Upgrade Cabinets	CLOSET SYSTEMS WHITE	
<input type="checkbox"/> COLOR MAPLE	Upgrade Cabinets	CLOSET SYSTEMS MAPLE	
<input type="checkbox"/> COLOR GREY	Upgrade Cabinets	CLOSET SYSTEMS GREY	

UPGRADE ADDITIONAL ITEMS - LUXURY OPTION FOR A AND D UNITS ONLY - TRANSFORM THE LOWER LEVEL FROM A TWO BEDROOM CONFIGURATION TO A MASTER SUITE WITH MASTER BATH, WALK IN CLOSET WITH DELUXE CLOSETS SYSTEMS, STANDARD CARPET AND TILE BASED ON SELECTED FINISH SCHEME (ILIMA OR ULU)

UNIT AL	Additional items	LUXURY OPTION	\$34,850
UNIT DL	Additional items	LUXURY OPTION	\$34,850

UPGRADE ADDITIONAL ITEMS - LUXURY OPTION FOR A AND D UNITS ONLY - WALK IN CLOSET WITH DELUXE CLOSETS SYSTEMS, AT BEDROOM 2 ONLY (ILIMA OR ULU)

UNIT AL	Additional items	CLOSET SYSTEMS	\$3,800
UNIT DL	Additional items	CLOSET SYSTEMS	\$3,800

UPGRADE ADDITIONAL ITEMS - KITCHENETTE OPTION FOR B AND C UNITS ONLY THAT HAVE 3RD FLOOR GUEST HOUSE - STANDARD FINISHES BASED ON ILIMA OR ULU FINISH SCHEME SELECTED WITH SINGLE REFRIGERATOR DRAWER, SINGLE DRAWER DISHWASHER, OVER THE RANGE MICROWAVE, BAR SINK AND PULL OUT FAUCET AND GARBAGE DISPOSAL

OPTION 1 - STANDARD FINISHES

UNIT BG	Additional items	3RD FLOOR KITCHENETTE	\$28,100
UNIT CG	Additional items	3RD FLOOR KITCHENETTE	\$28,100

OPTION 2 - ADD UPGRADE WHITE CABINETS

UNIT BG	Additional items	ADD WHITE CABINETS	\$3,850
UNIT CG	Additional items	ADD WHITE CABINETS	\$3,850

OPTION 3 - CHANGE COUNTER TOP

UNIT BG & CG	Additional items	REPLACE COUNTER TOP	
		REPLACE STANDARD KITCHEN COUNTER TOP TO	
OPTION 1		CEASARSTONE TUSCAN DAWN #5104	\$3,850
	Additional items	REPLACE COUNTER TOP	
		REPLACE STANDARD KITCHEN COUNTER TOP TO	
OPTION 2		CEASARSTONE VANILLA NOIR	\$3,750